



**West Central Minnesota Toward Zero Deaths
6th Annual Regional Workshop Agenda
Concordia College, 901 8th Street South
Moorhead, MN 56562**

April 12, 2018

- 8:30 a.m. **Registration & Continental Breakfast**
- 9 a.m. **Welcome**
Jody Martinson, MnDOT Assistant Commissioner, Operations, Division Director
- 9:15 a.m. **The Breakdown: Regional TZD Data**
*Capt. Brian Cheney, Minnesota State Patrol District 2900
and TZD Regional co-chair*
A brief regional snapshot of data will be presented. Then at each table, attendees will look at multiple data resources and discuss trends, possible project ideas and report back something for each county. A facilitator will engage the audience in providing feedback on what each county could implement in 2018 to further reduce traffic-related deaths.
- 10 a.m. **Networking & Visit Exhibits**
- 10:15 a.m. **The Teenage Brain and Risk Reduction: Connecting the Dots**
Erin Walsh, Mind Positive Parenting
Erin connects the dots between the latest in brain science and risk-taking behaviors in adolescence as it relates to traffic safety. She explores the role of “emotional accelerators” in the brain, impacts of technology on the developing brain and practical strategies for engaging young people in risk reduction. Using stories, warmth and humor, Erin presents the latest science in an engaging way, making it easy to apply this information with youth and families.
- 11:30 a.m. **Impact Speaker - “DWI Changed My Life”**
Jenna Kavanagh, graduate from the Otter Tail County DWI Court
- 12 p.m. **Lunch & Exhibits**
- 12:45 p.m. **Bad Bad Highway – or is it?**
Tom Swenson, Traffic engineer, MnDOT District 4
Man, that road is terrible! How many times have we heard or even said that ourselves? Oftentimes, this needs to be addressed with “is it a factor or a perception?” What do we do when we hear that? This session will address how the response is important, with audience involvement in table discussions.
- 1:15 p.m. **15 Years of Minnesota TZD: Major Accomplishments and What the Future Holds**
Kristine Hernandez, Statewide TZD program coordinator


- 1:30 p.m. **Trauma Care for Everyone**
Deb Syverson, RN BSN, Sanford Trauma program manager
The “Stop the Bleed” campaign wants you and everyone you know how to control major bleeding. This topic is applicable to traffic crashes, and will prepare attendees with much of the information needed to provide time critical care to someone with severe bleeding. This will also allow for attendees to be a resource to the greater community beyond the workshop.
- Tots in the Big World**
Michelle Pooler, planner, MnDOT
Safety Town is an education tool about how to be a non-motorized user of the infrastructure, aimed at pre-K through 2nd graders. An introduction for attendees to be aware of the resource and discover ways to engage a new audience.
- 2:15 p.m. **What Did You Do?**
Annabell Lee, agent, American Family Insurance
What does the decisions people make behind the wheel mean for their liability or legal risk? In a “Did You Know” format, attendees will be presented with questions to be answered for everyone’s benefit. For instance, if you stop to be a good Samaritan, are you taking on risk too?
- 2:45 p.m. **Targeting Effective Media Outreach**
Kevin Wallevand, reporter, WDAY-TV
Sgt. Jesse Grabow, public information officer, Minnesota State Patrol
When you have a message you want to deliver to a target audience, how do you bridge the gap from an idea to your intended audience consuming the message? These experienced media gurus will help you develop the understanding of the “hook” and improve your outreach effectiveness.
- 3:30 p.m. **Wrap up & Adjourn**
Tom Nixon, East Central TZD regional coordinator

Please take time throughout the day to visit the traffic-safety exhibit tables for reference materials and ideas to implement in your communities.

Parking at the West Central TZD Workshop



There is parking in the two lots shown with a yellow "X" and along the streets nearby the college. The red line indicates the entrance to the Knutson building. Once in the building, proceed up the stairs to the Jones conference rooms.



**WEST CENTRAL TOWARD ZERO DEATHS REGIONAL WORKSHOP
EVALUATION FORM**

Concordia College, Moorhead, MN
April 12, 2018

Please take a few minutes to complete the following survey. Your comments, opinions and suggestions are very important to us. With your feedback we can better understand the needs of our participants and ensure the quality of future programs.

Please evaluate how informative and interesting the sessions were to you by placing a check in the box that best describes your opinion.

General Sessions	Excellent (4)	Good (3)	Fair (2)	Poor (1)	Did Not Attend
Welcome & Regional Accomplishments					
The Breakdown: Regional TZD Data					
Networking & Visit Exhibits					
The Teenage Brain and Risk Reduction: Connecting the Dots					
Impact Speaker – “DWI Changed My Life”					
Bad Bad Highway – or is it?					
15 Years of Minnesota TZD: Major Accomplishments and What the Future Holds					
Trauma Care for Everyone					
Tots in the Big World					
What Did You Do?					
Targeting Effective Media Outreach					
Wrap Up and Adjourn					

Comments on the general sessions: _____

Please evaluate the following aspects by placing a check in the box that best describes your opinion.

Workshop Arrangements	Excellent (4)	Good (3)	Fair (2)	Poor (1)	N/A
Convenience of the registration process					
Location of the venue.					
Facilities were comfortable and appropriate.					
Food served for meals and breaks was satisfying.					
Participant materials were helpful and useful.					
How useful are the mounted regional crash maps?					
How useful was the e-packet?					

Comments on the arrangements: _____

Do you have suggestions for topics you would like to see offered at future workshops? _____

What are your suggestions for building and maintaining support for this region's Minnesota TZD initiative? _____

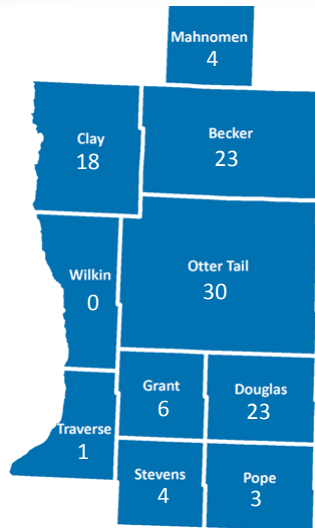
Any other comments or suggestions are welcome.

*Thank you for your time.
Please return your completed evaluation to the registration table
or email or fax to Linda Dolan at ldolan@umn.edu and (612)625-6381.*

West Central Minnesota Regional Crash Data

April 12, 2018

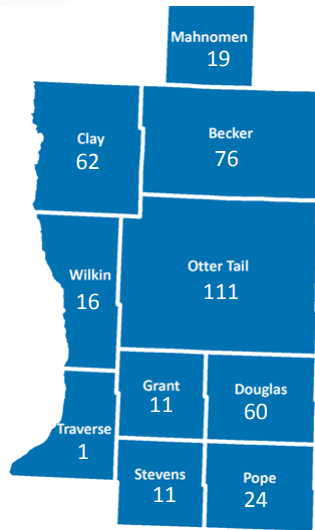
West Central MN Fatalities, 2013-2017*



Region Totals	
2013	23
2014	20
2015	17
2016	21
2017*	31

*2017 data are preliminary

West Central MN Serious Injuries, 2013-2017*



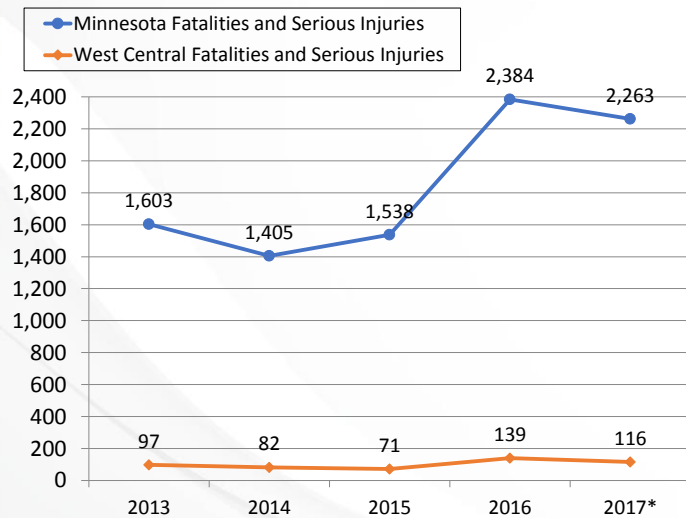
Region Totals	
2013	74
2014	62
2015	54
2016	118
2017*	85

Note: New injury definitions were introduced in MNCrash beginning in 2016 to align with national standard definitions.

*2017 data are preliminary



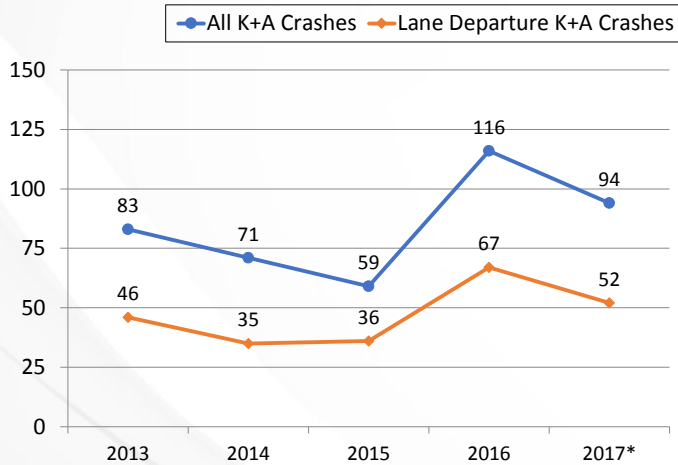
Traffic Fatalities and Serious Injuries



*2017 data are preliminary



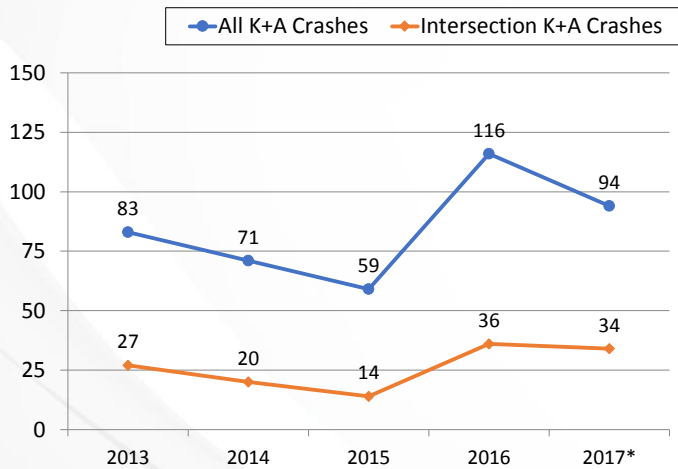
Lane Departure Crashes



*2017 data are preliminary



Intersection Crashes

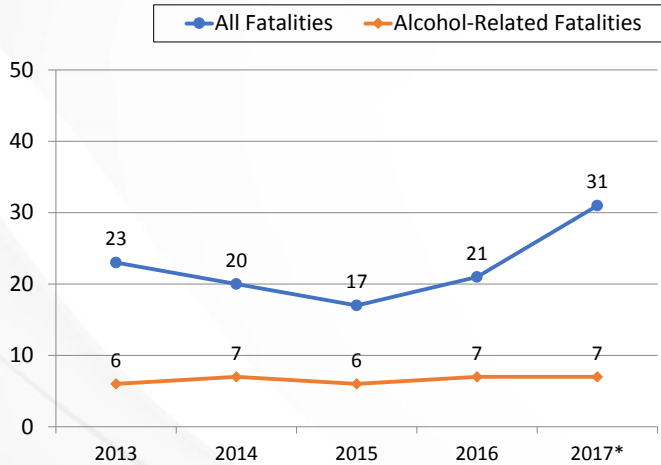


*2017 data are preliminary





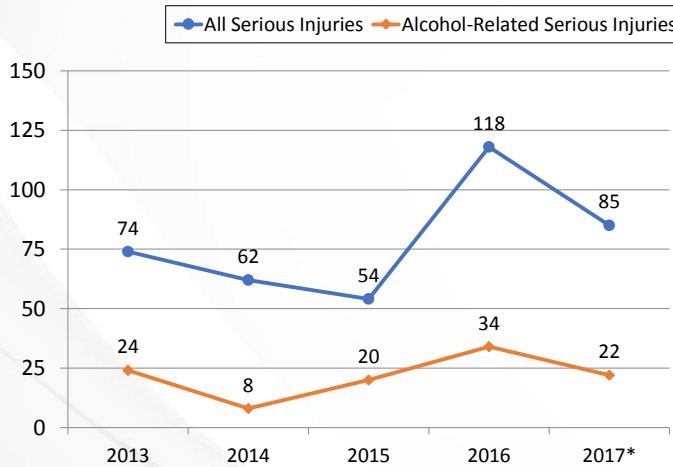
Alcohol-Related Fatalities



*2017 data are preliminary



Alcohol-Related Serious Injuries†



† New injury definitions were introduced in MNCrash beginning in 2016 to align with national standard definitions. The numbers of reported injuries at various classifications of injury severity are not directly comparable to earlier years.

* 2017 data are preliminary



Alcohol-Related Target Audience

Who?

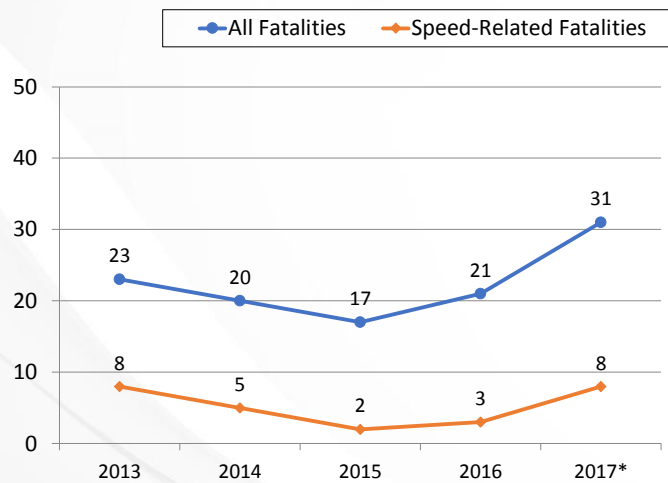
- Young adults (age 21-35)—52% of alcohol-related fatalities
- Men—82% of alcohol-related fatalities

When?

- 7 PM – 3 AM
- Weekends (Friday, Saturday, and Sunday)



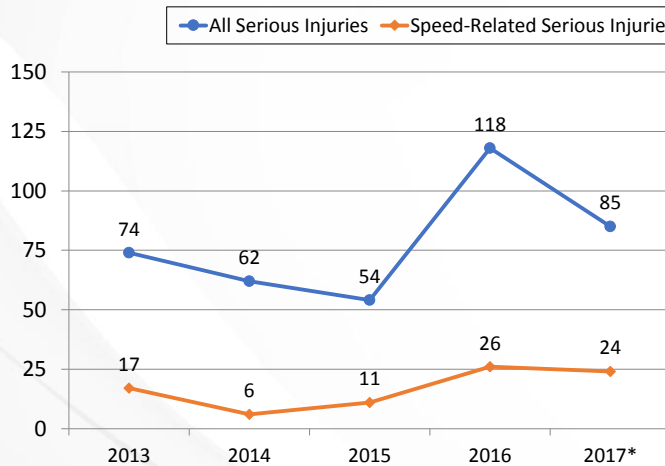
Speed-Related Fatalities



*2017 data are preliminary



Speed-Related Serious Injuries†



† New injury definitions were introduced in MNCrash beginning in 2016 to align with national standard definitions. The numbers of reported injuries at various classifications of injury severity are not directly comparable to earlier years.

* 2017 data are preliminary



Speed-Related Target Audience

Who?

- Teens and young adults (age 16-30) make up almost half of fatalities and serious injuries
- Men—71% of fatalities and serious injuries

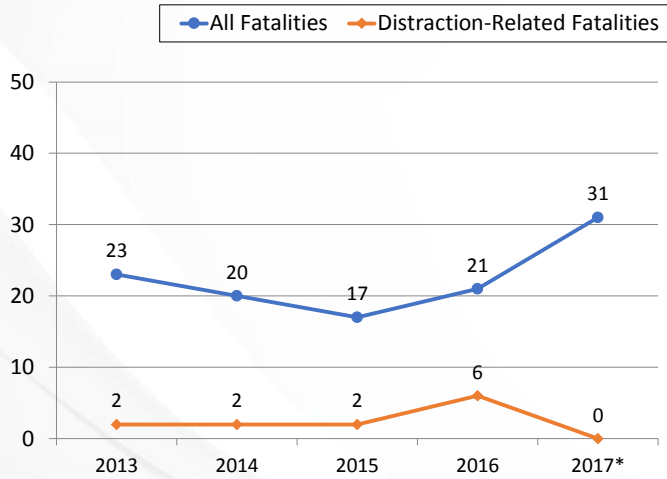
When?

- Evening and night—almost half occurred between 6 PM and 3 AM
- Weekends (Friday, Saturday, and Sunday)





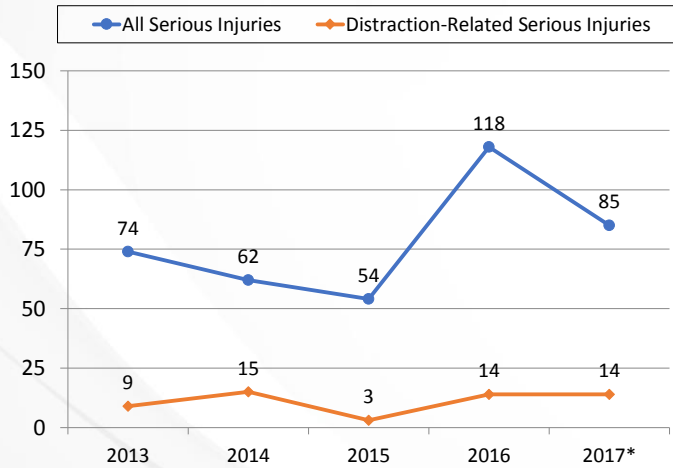
Distraction-Related Fatalities



*2017 data are preliminary



Distraction-Related Serious Injuries†



† New injury definitions were introduced in MNCrash beginning in 2016 to align with national standard definitions. The numbers of reported injuries at various classifications of injury severity are not directly comparable to earlier years.

* 2017 data are preliminary



Distraction-Related Target Audience

Who?

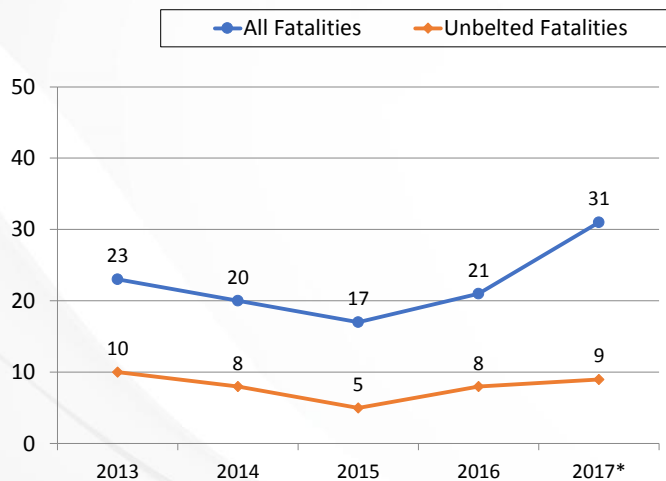
- Teens and young adults (age 16-30)—43% of fatalities and serious injuries
- Men—63% of fatalities and serious injuries

When?

- Afternoon and evenings (2PM – 10PM)



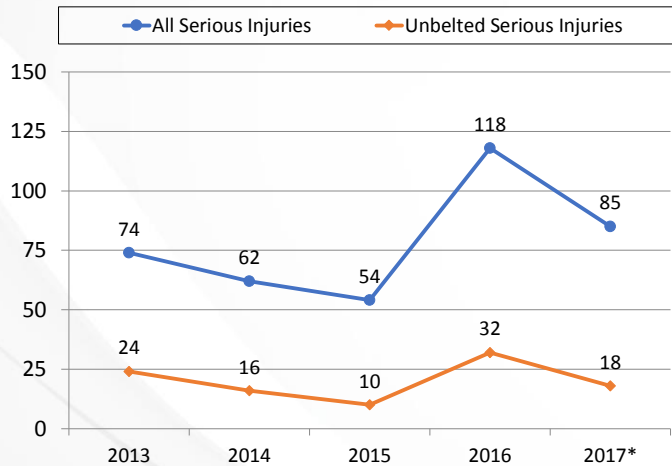
Unbelted Fatalities



*2017 data are preliminary



Unbelted Serious Injuries†



† New injury definitions were introduced in MNCrash beginning in 2016 to align with national standard definitions. The numbers of reported injuries at various classifications of injury severity are not directly comparable to earlier years.

* 2017 data are preliminary



Seat Belt Target Audience

Who?

- Teens and young adults (age 16-35) make up more than half of fatalities and serious injuries
- Men account for 71% of fatalities and serious injuries

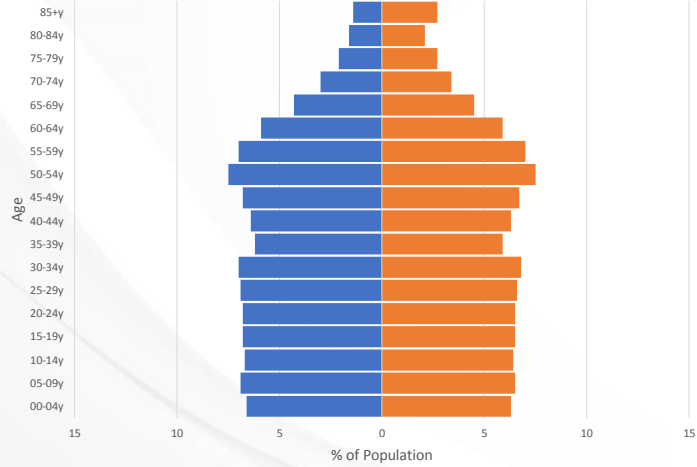
When?

- Afternoon (12PM – 4PM) and overnight (11PM – 3AM)
- Friday and Saturday—34% of fatalities and serious injuries





Population of Minnesota, 2015*

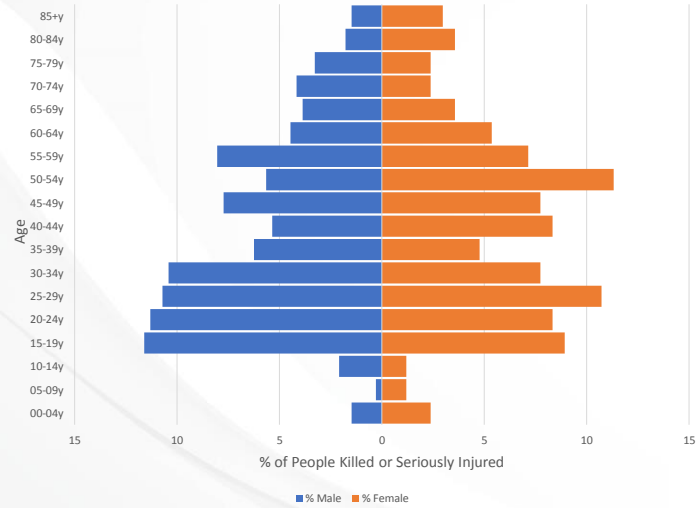


*Population data from the MN State Demographic Center

■ % Male ■ % Female



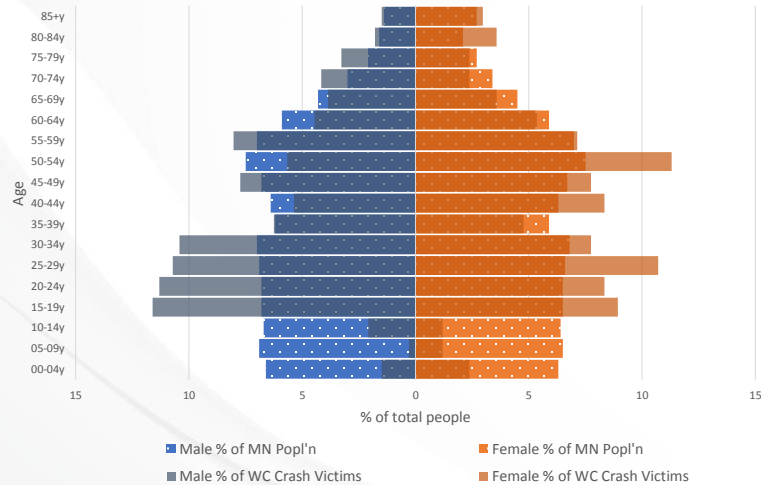
People Killed or Seriously Injured – West Central Region 2013-2017*



*2017 data are preliminary

■ % Male ■ % Female

MN Population and West Central Crash Victims, 2013-2017*



*2017 data are preliminary



West Central Minnesota Key Findings

- Compared to 2016, fatalities were up but serious injuries were down in 2017
- The “Big Four” remain a challenge
 - Impairment
 - Distraction
 - Seat belt use
 - Speed
- Teens and young adults continue to be overrepresented in crashes




Additional Resources

- **Minnesota Toward Zero Deaths**
 - www.MinnesotaTZD.org
- **Strategic Highway Safety Plan**
 - www.mndot.gov/TrafficEng/Safety/SHSP
- **Minnesota Crash Facts**
 - <https://dps.mn.gov/Divisions/OTS>



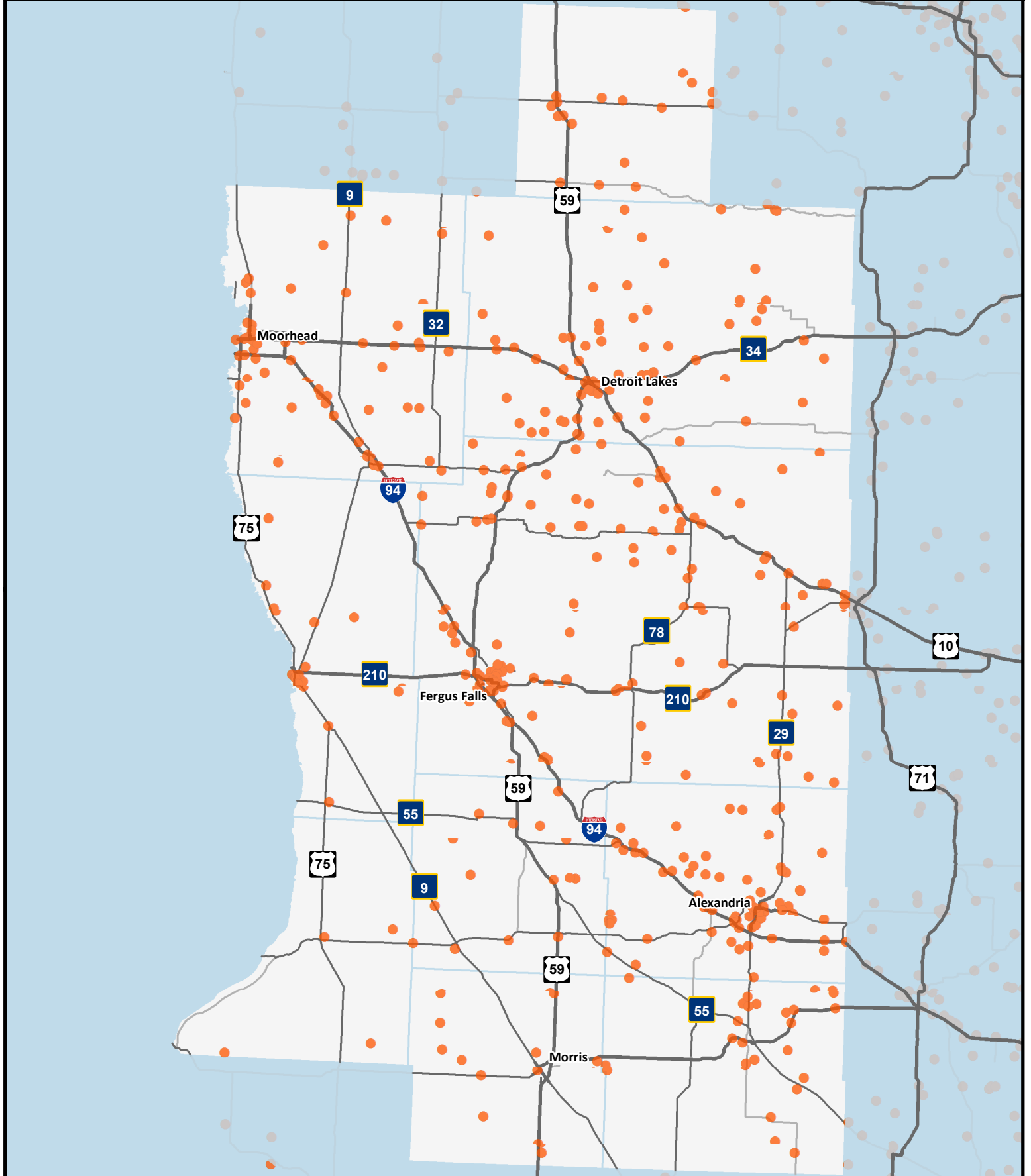
West Central TZD Region

Fatal and Serious Injury Crashes, 2013-2017



2017 data preliminary: March, 2018.

Locations within one mile of the site of crash.




West Central TZD Region Crash Data, 2013 to 2017*

County	Injuries		Distracted		Alcohol		Speed		Unbelted	
	Killed	A Inj.	Killed	A Inj.	Killed	A Inj.	Killed	A Inj.	Killed	A Inj.
Becker	23	76	4	15	11	18	6	18	12	16
Clay	18	62	2	8	6	14	8	14	5	14
Douglas	23	60	3	6	8	11	4	10	7	14
Grant	6	11	1	1	1	3	1	2	1	5
Mahnomen	4	19	0	2	2	7	1	1	2	8
Otter Tail	30	111	1	13	4	34	6	21	10	27
Pope	3	24	0	5	0	10	0	7	1	6
Stevens	4	11	1	2	0	2	0	2	1	3
Traverse	1	3	0	0	1	0	0	0	1	0
Wilkin	0	16	0	3	0	9	0	9	0	7

County	Lane Departure		Intersection		Motorcyclist		Pedestrian		Bicyclist	
	Killed	A Inj.	Killed	A Inj.	Killed	A Inj.	Killed	A Inj.	Killed	A Inj.
Becker	16	46	4	24	1	15	2	9	0	3
Clay	8	20	3	22	1	10	0	4	0	0
Douglas	12	33	7	29	3	7	0	3	0	1
Grant	4	7	2	3	2	0	0	0	0	0
Mahnomen	2	14	1	3	1	3	0	0	0	1
Otter Tail	24	60	2	34	3	18	1	2	1	5
Pope	0	21	3	6	0	3	0	1	0	0
Stevens	2	4	0	4	0	4	0	0	0	0
Traverse	0	1	0	1	0	0	0	0	0	0
Wilkin	0	10	0	5	0	2	0	0	0	0

* 2017 data are preliminary



WEST CENTRAL MINNESOTA TOWARD ZERO DEATHS STRATEGIC PLAN

Mission

To move West Central Minnesota toward zero deaths on our roads, in a partnership with area education, enforcement, engineering and emergency services representatives.

Goal 1 – Reduce TZD Fatality and Serious Injuries

To continuously decrease traffic related fatalities and serious injuries in West Central Minnesota from the past **5-year averages** 2013-2017* of 22 fatalities and 79 serious injuries. Note: New injury definitions were introduced in 2016 and may have contributed to a higher reported number of serious injuries.

Objectives

- A. To continuously increase regional seatbelt use rates.

The statewide average **was 92% in 2017**. The regional seat belt rate **was 78.1% in April 2017**. The last survey finding of 78.4%, was in April of 2016.

Goal: to achieve 80% seat belt use compliance by next study.

- B. To examine the characteristics of the unbelted fatalities and serious injuries. Calculation of seat belt use in fatal and serious crashes is possible with existing data.

- C. To continuously decrease the following:


5-year average (2013-2017*) in West Central Region - Baseline Data

Contributing Factors:

	Alcohol	Speed	Distraction	Total	
<i>Average Annual number of:</i>	Fatalities	7	5	2	22
	Fatal Crashes	6	5	2	20
	Severe Injuries	22	17	11	79
	Severe Injury Crashes	18	13	9	64

Note: a crash may have more than one of the above listed or additional contributing factors

**2017 data are preliminary*



WEST CENTRAL MINNESOTA TOWARD ZERO DEATHS STRATEGIC PLAN

Total West Central Region - Baseline

	Fatalities	Fatal Crashes	Severe Injuries	Severe Injury Crashes
2017* Total	31	27	85	67
2013-2017* Total	112	101	393	322

Region Goal 2- TZD Partnership Goals

To continuously increase TZD awareness and partnerships across West Central Minnesota for both the general public and traffic safety professionals

1. Establish the vision of TZD as a priority for all region, county, city (government agencies)
 - A. Engage local government involvement in TZD steering committee and workshops
 - B. Educate/promote traffic safety awareness of city/county officials
 - C. Promote city/county employee education/policies that facilitate the TZD vision

(Activities: Recruitment of city and county to attend TZD event, giving TZD presentations to boards/councils, mailings/connections to Network of Employers for Traffic Safety (NETS))

2. Create and strengthen partnerships in the region
 - A. Engage stakeholders
 - B. Develop networking relationships
 - C. Recruit membership of the TZD partnership

(Activities: EMS Conference booth/presentation, regional workshop, calendar, statistics, workshop and engage RTAC)

3. Promote and implement effective traffic safety initiatives in the region
 - A. Develop and distribute resource materials
 - B. Provide enforcement wave support in community
 - C. Promote evidence based countermeasures
 - D. Collect data and statistics within region
 - E. Implement best practices within region

(Activities: web, brochure, one-pagers, presentations, news advisories, workshop, seatbelt observational survey and omnibus survey, media messaging and media events, news releases re: activities woven into existing messages, worksite education and policy development, parent component to drivers education, sober cab development, youth enforcement and education activities)

**2017 data are preliminary*

Mission:

To create a culture for which traffic fatalities and serious injuries are no longer acceptable through the integrated application of education, engineering, enforcement and emergency medical and trauma services. These efforts will be driven by data, best practices and research.

Values:

- ❖ Continuous Improvements
- ❖ Engaged Partners
- ❖ Evidence-based Approaches



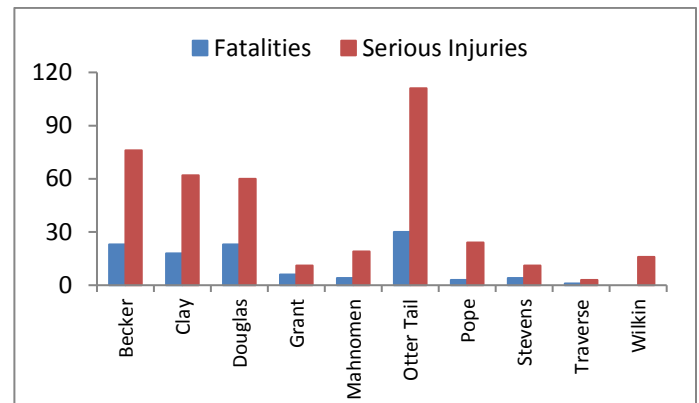
The West Central Minnesota Toward Zero Deaths (TZD) program was established in 2012. The counties involved include: Becker, Clay, Douglas, Grant, Mahnomen, Otter Tail, Pope, Stevens, Traverse, Wilkin. There are safe roads coalitions in Clay, Douglas, Grant, Stevens and Traverse counties.

The leading cause of deaths and severe injuries in West Central Minnesota include:

- ❖ **Impaired Driving**
- ❖ **Lack of Seatbelt Use**
- ❖ **Speed and Aggressive Driving**
- ❖ **Inattentive Driving**

West Central Minnesota Fatalities and Serious Injuries

by County (2013-2017*)



The leading type of crash resulting in deaths and severe injuries include:

- ❖ **Impaired Driving**
- ❖ **Run off the Road**

The West Central Minnesota TZD program is led by a steering committee comprised of the "4 E's:"

- ❖ Enforcement
- ❖ Engineering
- ❖ Education
- ❖ EMS / Emergency and Trauma Services

West Central Minnesota TZD Leadership Contacts

Engineering

Jody Martinson
MnDOT District Engineer
218-846-3603
jody.martinson@state.mn.us

Enforcement


Captain Brian Cheney
Minnesota State Patrol
218-846-8240
Brian.cheney@state.mn.us

Education/EMS

Tom Nixon
West Central TZD Coordinator
218-828-5830
thomas.nixon@state.mn.us

www.minnesotatzd.org

*2017 data are preliminary



**Keep this Statement
for your records.**

**Center for Transportation Studies
University of Minnesota
Professional Development Hours Credit Statement for Registrant Records**

This form is for your use in maintaining a record of the hours that may qualify as PDHs by attending session(s) at this meeting. Complete this form and retain it. **Please do not return it to the Center for Transportation Studies.**

We recommend that you save the Final Program for your records should the licensure or certification agency request information from you. Reporting is done on an honor basis, and members are responsible for maintaining their own records. **Please keep this completed form and the Final Program for your records.**

Many licensure and certification agencies require the demonstration of continuing professional competency. The Minnesota Board does not pre-approve courses and activities, however to the best of our knowledge this course/activity meets the continuing education requirements outlined in MN Statute 326.107. Final discretion is up to the Board.

The table below shows the professional development hours (PDH) that can be earned for the continuing education activities included in the Center for Transportation Studies **West Central Toward Zero Deaths Regional Workshop held in Moorhead, MN on Thursday, April 12, 2018.**

SESSIONS				
DAY	TIME	TITLE	HOURS AVAILABLE	HOURS EARNED
April 12, 2018	9:15am-10:00am	The Breakdown: Regional TZD Data	0.75	
	10:15am-11:30am	The Teenage Brain and Risk Reduction: Connecting the Dots	1.25	
	11:30am-12:00pm	Personal Impact Speaker – “DWI Changed My Life”	0.50	
	12:30pm-1:15pm	Bad Bad Highway – or is it?	0.75	
	1:15pm-1:30pm	15 Years of Minnesota TZD	0.25	
	1:30pm-2:15pm	Trauma Care for Everyone Tots in the Big World	0.75	
	2:15pm-2:45pm	What Did You Do?	0.50	
	2:45pm-3:30pm	Targeting Effective Media Outreach	0.75	
Total PDH Units:			5.50	

Name: _____

Date: _____

Proof of Completion
Peace Officer Standards and Training Credit (POST)
Course Number: 10211-0051

Name of Program: West Central Toward Zero Deaths Regional Workshop

Dates: April 12, 2018

Location: Concordia College, Moorhead, MN

This conference has been approved for Minnesota Board of Peace Officer Standards and Training (POST) credit. Anyone interested in obtaining this credit must complete this Post Credit form and **keep it in your records** for proof of completion.

This is to certify that I was in attendance for the sessions indicated below:

___ I attended the April 12, 2018 event and will receive 5.0 POST credits for my participation.

Name (First) (M.I.) (Last)

Affiliation

Signature Date

As of July 2016, the Minnesota Board of Peace Officers tracks the CE credits of officers. The Minnesota TZD program staff will submit the TZD regional workshop rosters to POST for CE credit tracking. Officers are expected to keep certificates or other proof of completion documents for the course/workshop they attend.

KEEP THIS FOR YOUR RECORDS



MINNESOTA TOWARD ZERO DEATHS

TZD'S STATEWIDE GOAL: Fewer than 300 fatalities and 850 serious injuries on Minnesota's roads by 2020

Key accomplishments

- A 45 percent reduction in the number of traffic deaths since TZD was launched in 2003.
- A statewide seat belt use rate of 92 percent.
- Passage of stronger traffic safety policies related to seat belt use, texting while driving, ignition interlock, graduated driving licensing, impaired driving, and speeding in work zones.
- Eight regional partnerships statewide that collaborate and build local relationships to implement TZD.
- A statewide trauma system enabling 99 percent of Minnesotans to reach a trauma hospital within 60 minutes.
- Implementation of low-cost, high-benefit strategies for intersection and lane-departure crashes on state and local roads.
- More than 900 statewide conference participants annually.

WHAT IS THE MINNESOTA TOWARD ZERO DEATHS PROGRAM?

Minnesota TZD is the state's cornerstone traffic safety program that employs an interdisciplinary approach to reducing traffic crashes, injuries, and deaths on Minnesota roads. The program's vision is to reduce fatalities and serious injuries to zero.

The program is a partnership between the Minnesota Departments of Public Safety, Transportation, and Health; the University of Minnesota; and other stakeholders.

Minnesota TZD works to create a culture in which traffic deaths and serious injuries are no longer acceptable through the integrated application of the "4Es": Education, Enforcement, Engineering, and Emergency Medical and Trauma Services. The program also uses data to target areas for improvement, employ proven countermeasures, implement best practices, and advance innovations and new technologies.



Program goals

- Pursue public support of traffic safety as a priority
- Strengthen TZD as a priority for all units of government and traffic safety partnerships
- Promote and implement effective traffic safety initiatives

Traffic safety is everyone's responsibility: Get involved!

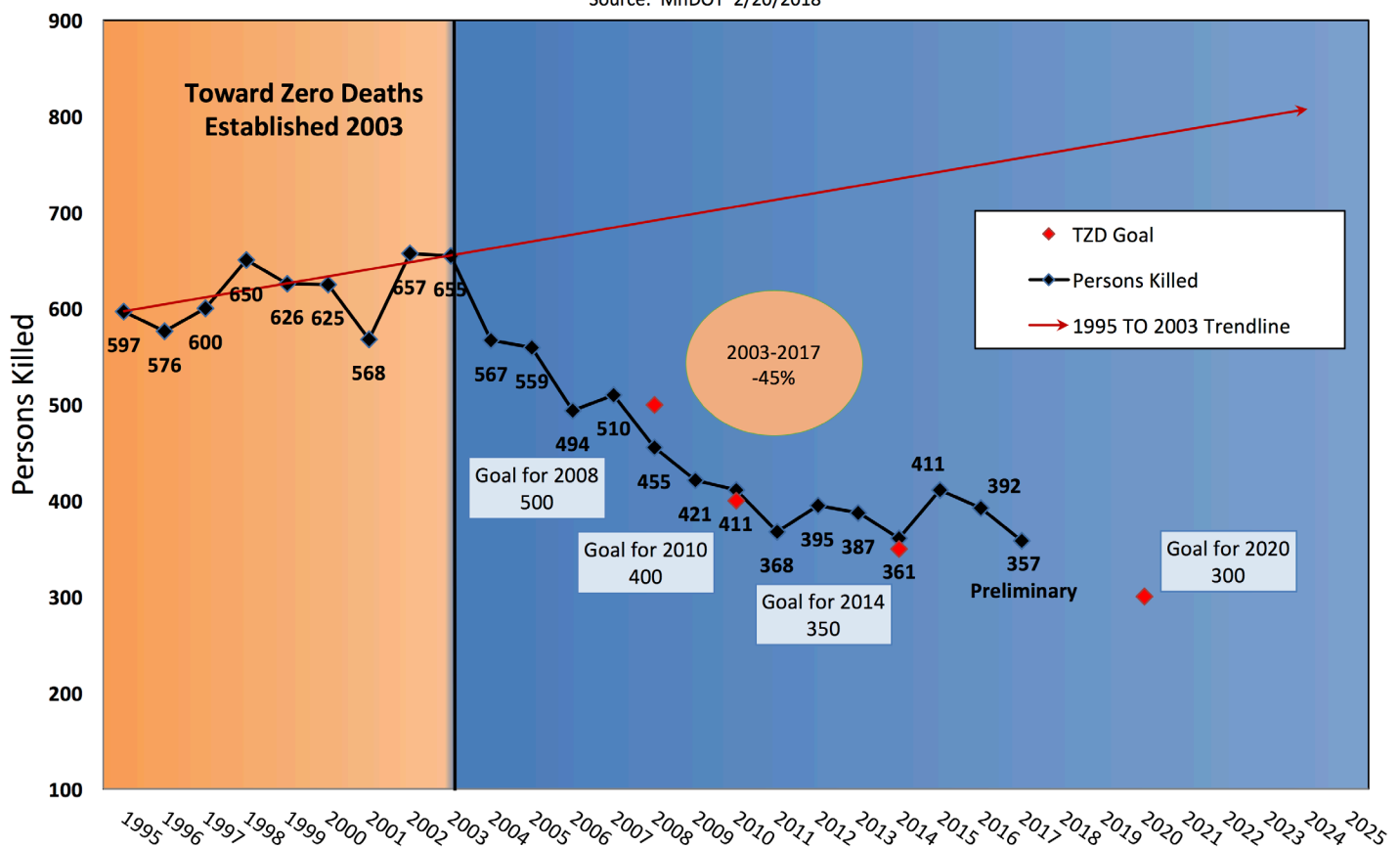
- Contact your regional TZD coordinator and/or participate in a local TZD safety coalition (minnesotatzd.org/initiatives/regions).
- Attend the annual statewide TZD conference and/or regional workshops (minnesotatzd.org/events).
- Attend the TZD stakeholder breakfasts in person or participate online (minnesotatzd.org/events/breakfasts).
- Request to be added to the TZD mailing list: ldolan@umn.edu.

For more information

- Contact Linda Dolan, Program Coordinator, 612-626-9587, ldolan@umn.edu
- Contact Kristine Hernandez, Statewide TZD Program Coordinator, 507-286-7601, kristine.hernandez@state.mn.us
- Visit the TZD website: MinnesotaTZD.org

Minnesota Roadway Fatalities

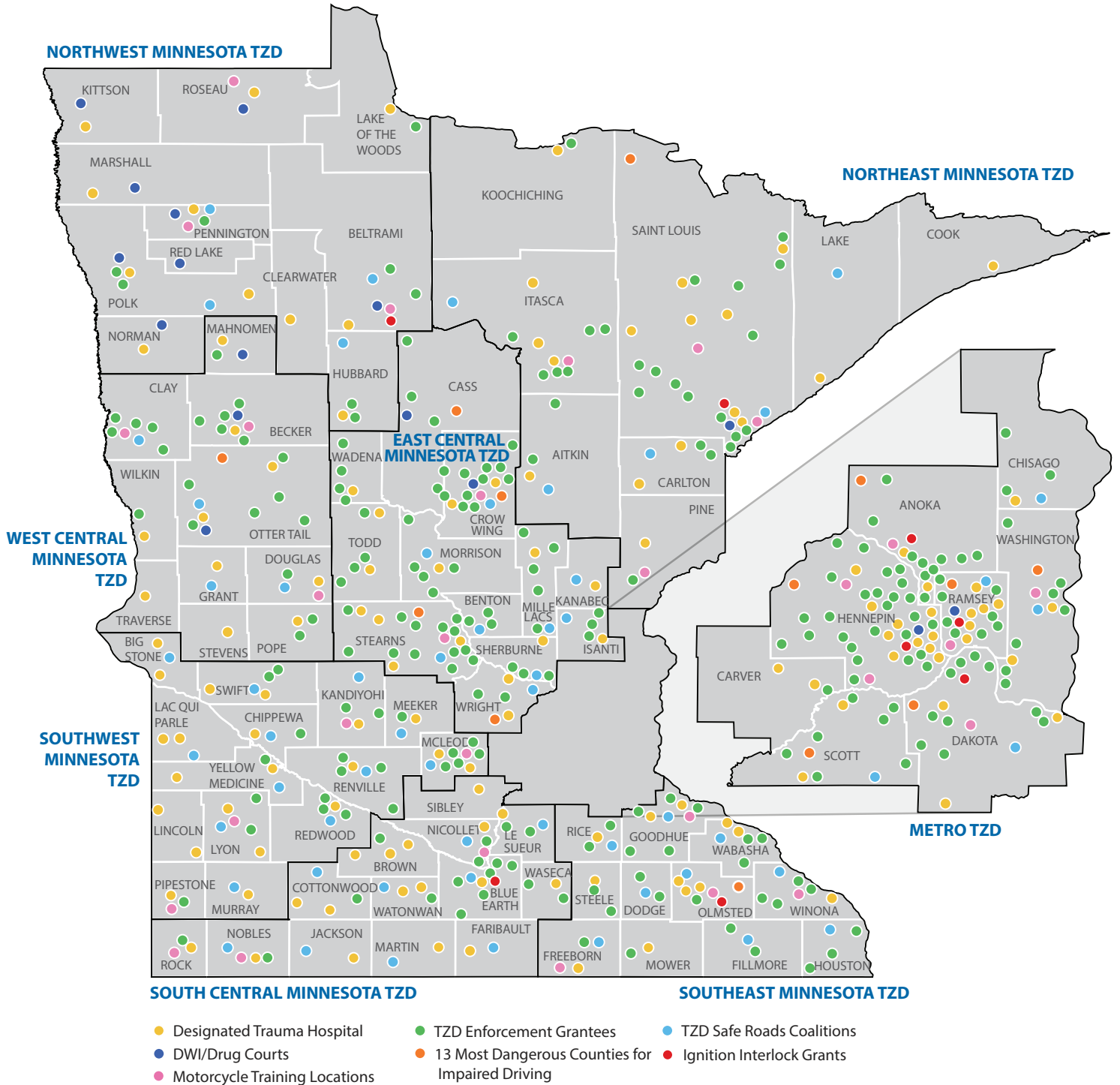
Source: MnDOT 2/20/2018



In 2003, 655 traffic deaths occurred on Minnesota's roads. That same year, the statewide TZD program was launched as a deliberate, interdisciplinary approach to traffic safety. Despite increases in the number of licensed drivers, registered motor vehicles, and vehicle miles traveled, there were 357* traffic deaths in Minnesota in 2017—a 45 percent reduction from 2003.

*preliminary count

Local Minnesota Traffic Safety Initiatives



www.MinnesotaTZD.org/initiatives

STRATEGIC DIRECTION

→ **STATEWIDE GOAL:** Fewer than 300 traffic-related fatalities—and fewer than 850 serious injuries—by 2020

VISION

To reduce fatalities and serious injuries on Minnesota's roads to zero

MISSION

To create a culture for which traffic fatalities and serious injuries are no longer acceptable through the integrated application of education, engineering, enforcement, and emergency medical and trauma services. These efforts will be driven by data, best practices, and research.

→ **GOAL 1:** Pursue public support of traffic safety as a priority

Strategies

- *Foster the initiatives of the traffic safety culture action team*
- Increase public awareness
- Facilitate effective policy and legislation
- Engage the media in traffic safety messaging

→ **GOAL 2:** Strengthen TZD as a priority for all units of government and traffic safety partnerships

Strategies

- *Urge state agencies and local jurisdictions to make TZD a part of their culture and responsibility*
- *Engage the court system as a traffic safety partner*
- Promote agency-to-agency collaboration
- Implement TZD communications to engage partners and stakeholders
- Increase and diversify participation in TZD programs and events

→ **GOAL 3:** Promote and implement effective traffic safety initiatives

Strategies

- *Improve the traffic safety records system across all disciplines*
- Implement the 2014 Strategic Highway Safety Plan
- Identify projects and actions resulting from the district and county safety plans
- Leverage Minnesota's trauma system to ensure timely treatment
- Increase collaboration among law enforcement agencies on all state and local roads
- Advance and evaluate new technologies and innovations
- Adopt and implement best practices

Italics signify priority strategies for 2018

VALUES

- Continuous improvement
- Engaged partners
- Evidence-based approaches

Mark Your Calendars


2018 Minnesota Toward Zero Deaths Conference

October 23-24, 2018

Mankato, MN

Verizon Wireless Center

**Annual Statewide Conference for
Traffic Safety Stakeholders**



Sponsored by
Minnesota Toward Zero Deaths Program
Minnesota Departments of Public Safety,
Transportation, and Health

With support from the National Highway Traffic
Safety Administration

Conference Description

This conference provides a forum to share information on best practices in engineering, enforcement, education, and emergency medical/health and trauma services, and to identify new approaches to reducing the number of traffic fatalities and life-changing injuries on Minnesota roads.

Who Should Attend

- Attorneys
- Child Passenger Safety Advocates
- City and County Engineers
- Departments of Transportation, Public Safety, and Health Employees
- Driver Educators
- Drug Recognition Evaluators
- EMS and Health Care Personnel
- Judges
- Law Enforcement Officials
- Local and State Elected Officials and Public-Sector Employees
- Members of the Court System
- Probation Staff
- Public Health Officials
- Safe Communities Coalitions
- Traffic Safety Stakeholders

At this Conference you will ...

- explore best practices for establishing traffic safety coalitions
- find out what's new in law enforcement on traffic safety
- get the latest on traffic engineering techniques for improving safety
- hear about challenges for EMS in rural communities
- interact with leaders from other disciplines to learn how all 4 Es can best work together
- learn about CPS technical updates
- learn the latest on drugged driving
- discover new ideas through research
- learn about how technology can affect the courtroom . . . and much more!

Credit

PDH, POST, CEU, and CLE credits will be available for attendance at this conference.

Registration and Further Information

A conference brochure with a detailed program schedule and registration materials will be distributed in late summer 2018. For more information, email ccapsconf5@umn.edu or visit TZD's website at: www.minnesotatzd.org