

# DRUG TRENDS 2018

SSA Chad Museus

Narcotics Team Lead

Northern Regional Office



# WHAT ARE WE SEEING?

- Overall Heroin Seizures on the rise
- Overall Meth Seizures on the rise
- Heroin Availability vs. Pills
- Meth Pricing





# 2017 STATS - VCETS

- Cocaine – Seizures and purchases – 645 ounces
- Crack Cocaine – 18.5 ounces
- Hashish 1222.5 ounces
- Heroin – 720 ounces
- Marijuana 71,165 ounces
- Methamphetamine 10,571 ounces -up from 7901 (2016)
- Prescription Pills 215,305 dosage units – 58,578 in 2016
- 12 Meth Labs statewide



# HEROIN

- 2014-2015 Large Heroin investigations
  - Red Lake seizure of 5 pounds of heroin.
  - Beasley with 41 indictments.
- February-March 2016 Rash of Fatal overdoses in Northern MN.
- April 2016 BCA learns of COPS Anti-Heroin Grant
  - Based on primary treatment rates





# PROBLEM IDENTIFICATION

- Fatal Drug Overdoses
- Drug Treatments
- Drug Seizures
- Drug Arrests



# DRUG OVERDOSE MORTALITY RATES

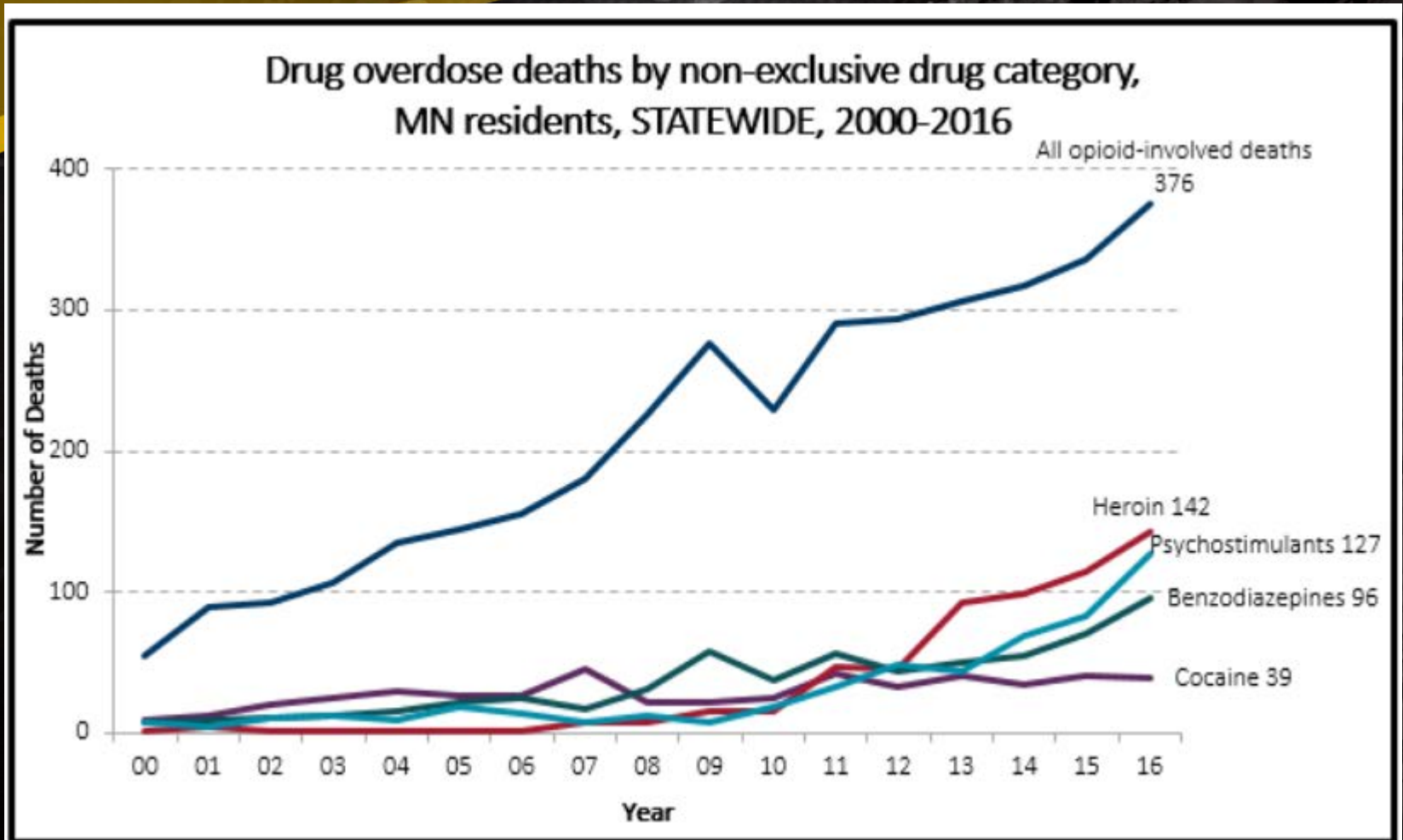
Number of drug overdose deaths,  
7-county metro vs. Greater MN, MN residents, 2000-2016



SOURCE: Minnesota death certificates, Injury and Violence Prevention Section, Minnesota Department of Health, 2000-2016



# DRUG OVERDOSE BY CATAGORY



SOURCE: Minnesota death certificates, Injury and Violence Prevention Section, Minnesota Department of Health, 2000-2016





# Minnesota Ranks Among the Lowest for Drug Overdose Mortality Rates

| Rank | State        | Deaths | Age-adjusted Rate (per 100,000) |
|------|--------------|--------|---------------------------------|
| ...  | ...          | ...    | ...                             |
| 44   | California   | 4,659  | 11.3                            |
| 45   | Hawaii       | 169    | 11.3                            |
| 46   | MINNESOTA    | 583    | 10.6                            |
| 47   | Iowa         | 309    | 10.3                            |
| 48   | Texas        | 2,588  | 9.4                             |
| 49   | North Dakota | 61     | 8.6                             |
| 50   | South Dakota | 65     | 8.4                             |
| 51   | Nebraska     | 126    | 6.9                             |

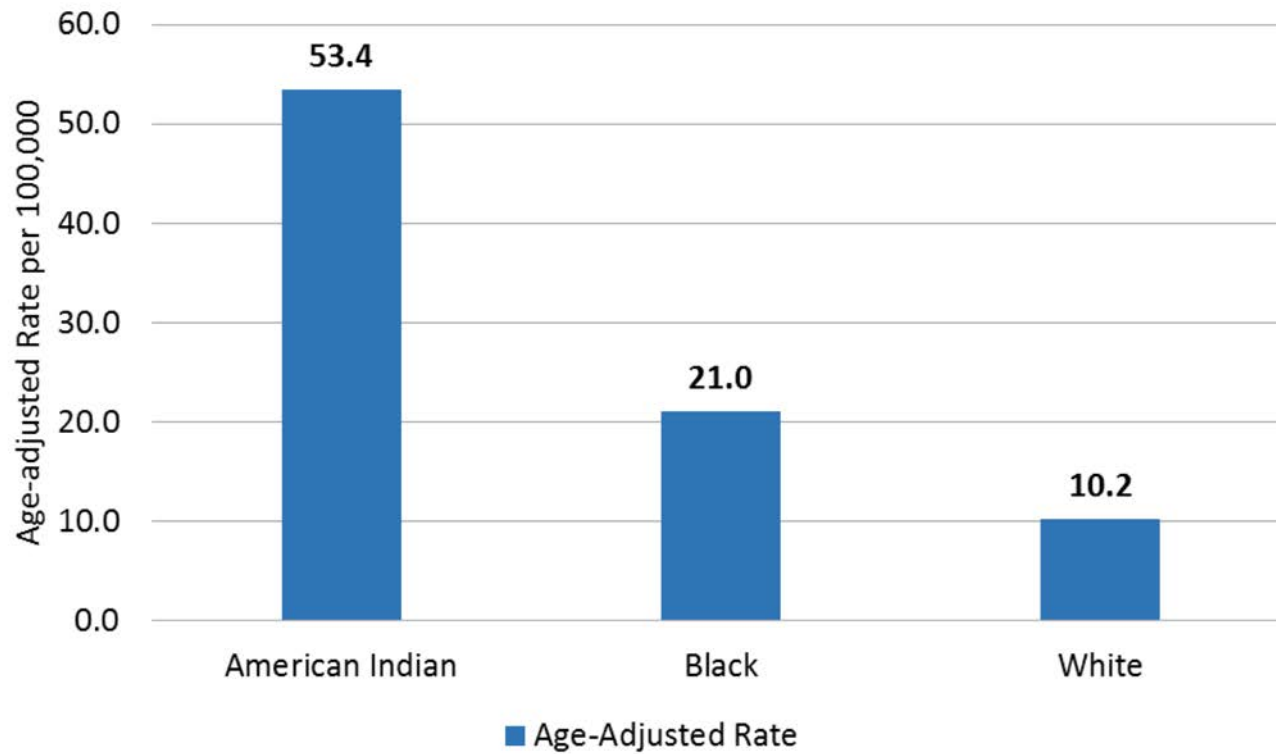


SOURCE: Minnesota Death Certificates –  
Minnesota Department of Health  
Injury and Violence Prevention Section

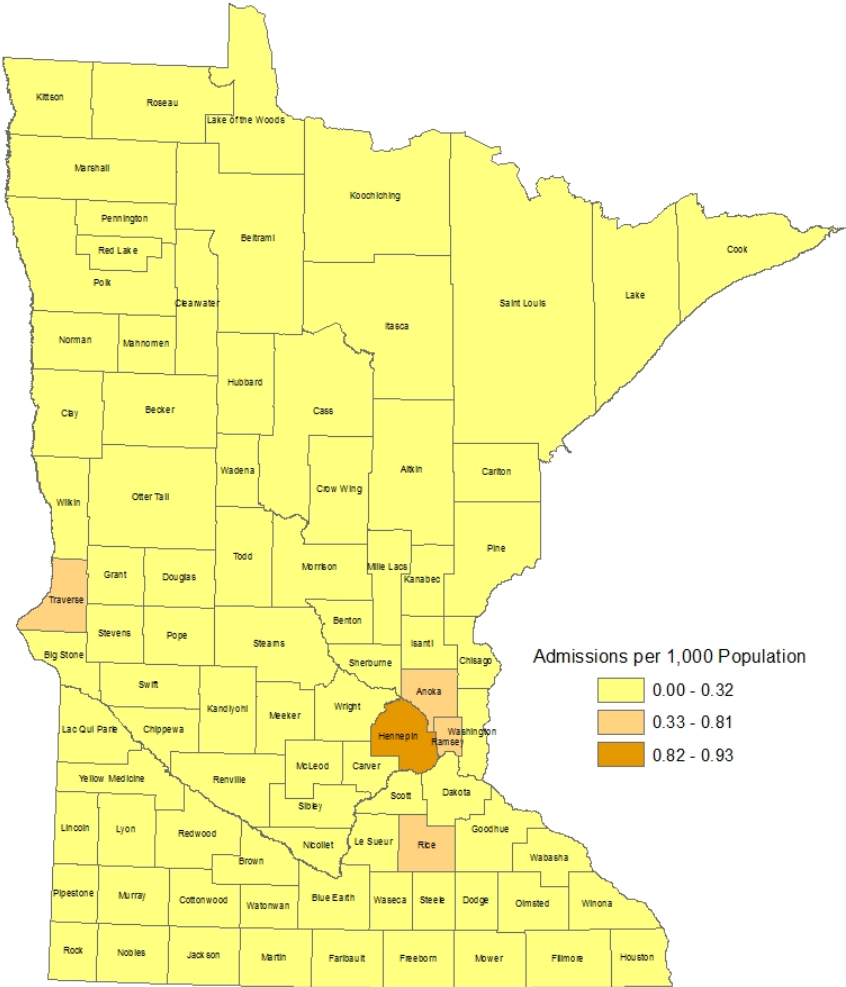




### Drug Overdose Mortality Rate by Race, 2015



# CY2007 Heroin SUD Treatment Admissions by County of Residence

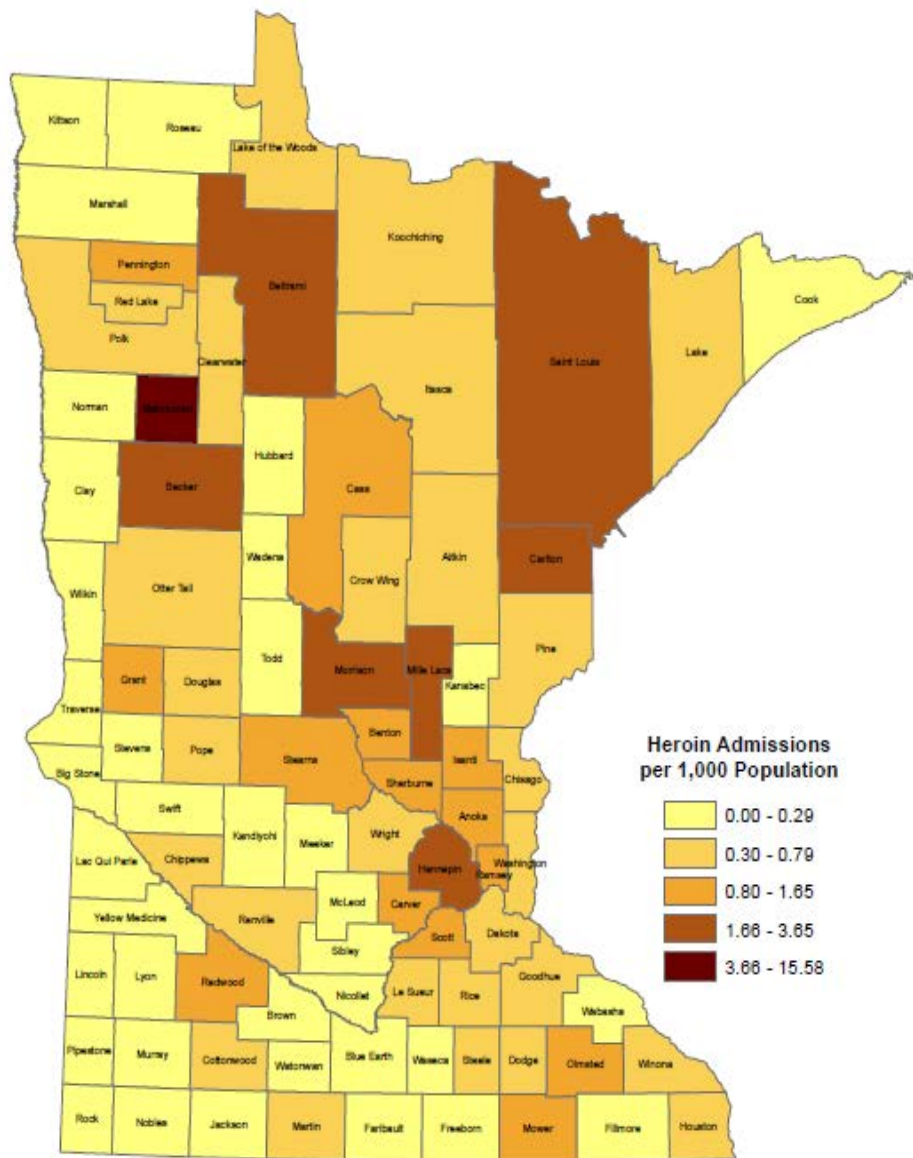


Source: Minnesota Department of Human Services, ADAD, DAANES (5/14/2015)





## CY2015 Heroin Substance Use Disorder Treatment Admissions by County of Residence

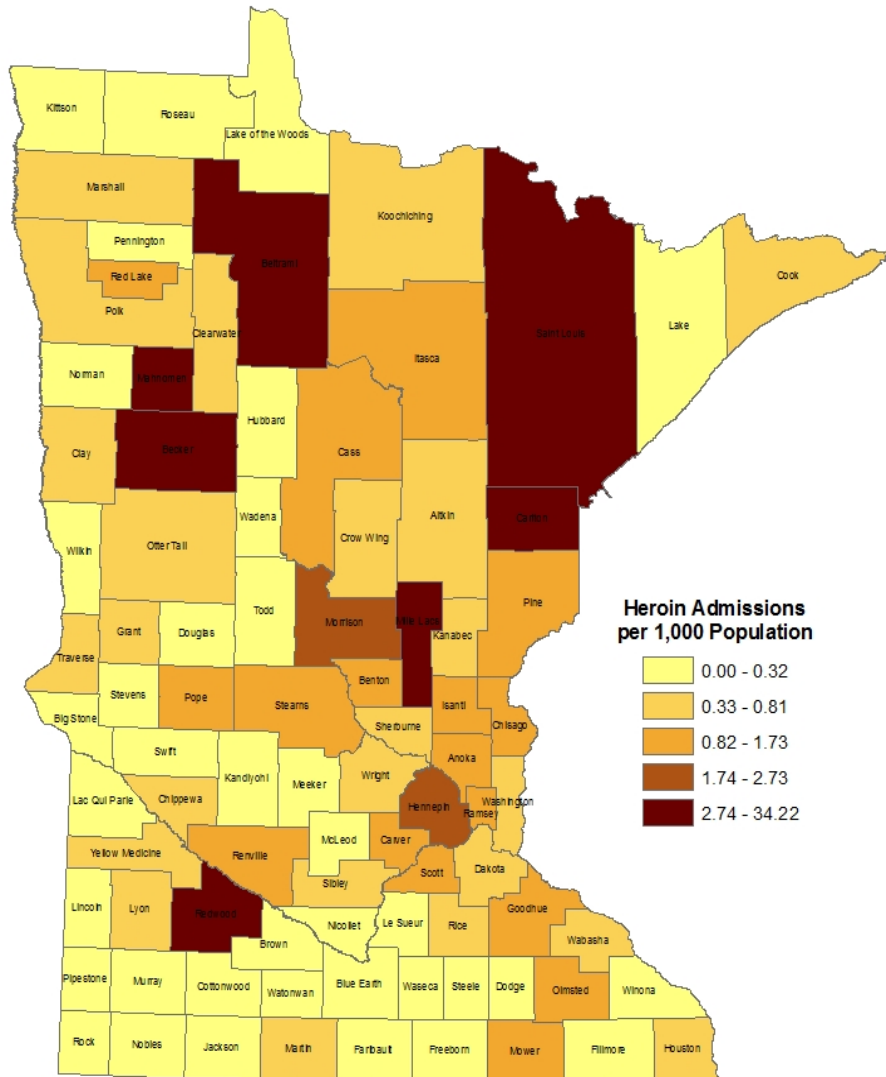


Source: Minnesota Department of Human Services, ADAD, DAANES (5/9/2016)



- Minnesota  
**BCA**  
 Bureau of Criminal Apprehension

## CY2016 Heroin Substance Use Disorder Treatment Admissions by County of Residence



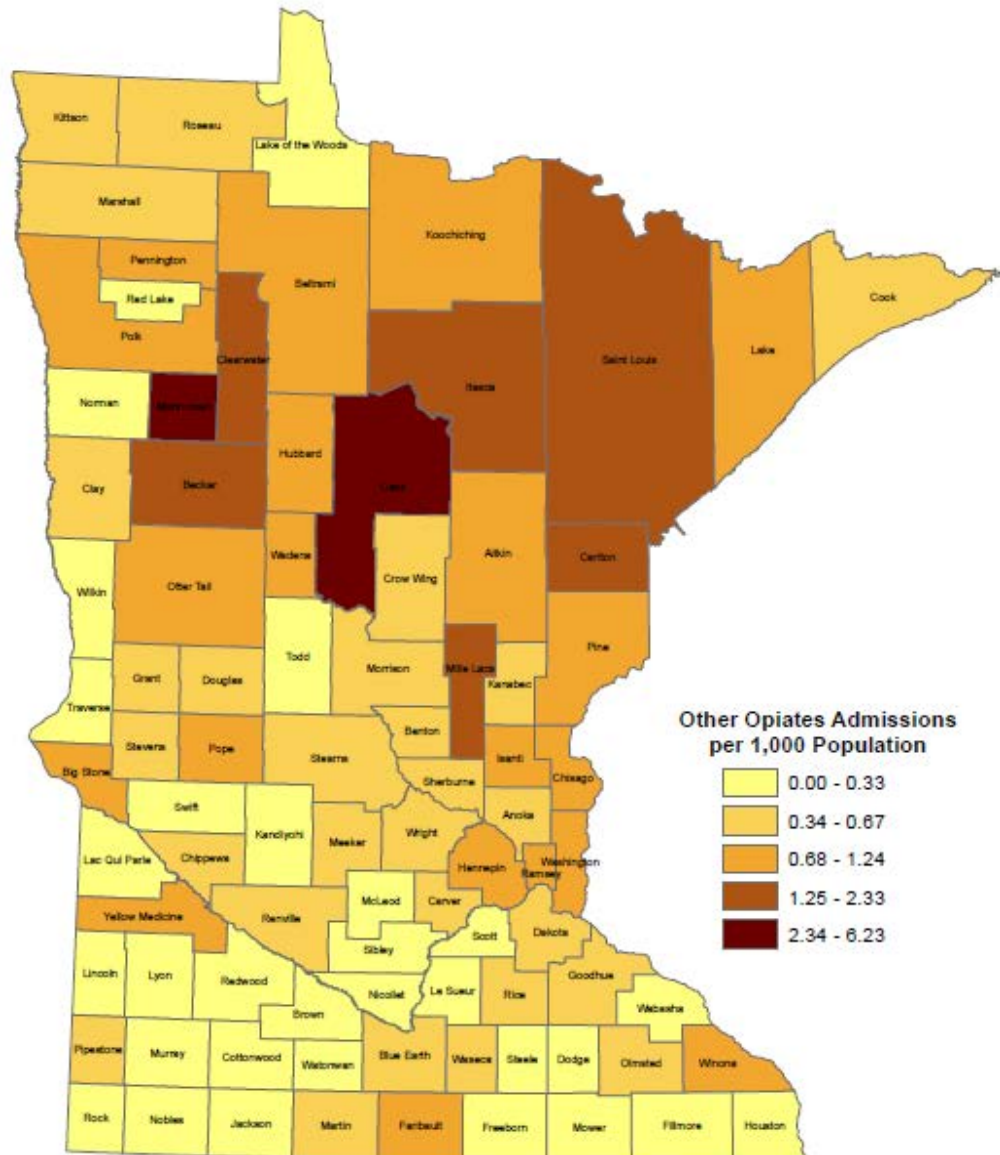
Source: Minnesota Department of Human Services, ADAD, DAANES (5/3/2017)



- Minnesota  
**BCA**  
 Bureau of Criminal Apprehension



## CY2015 Other Opiates Substance Use Disorder Treatment Admissions by County of Residence

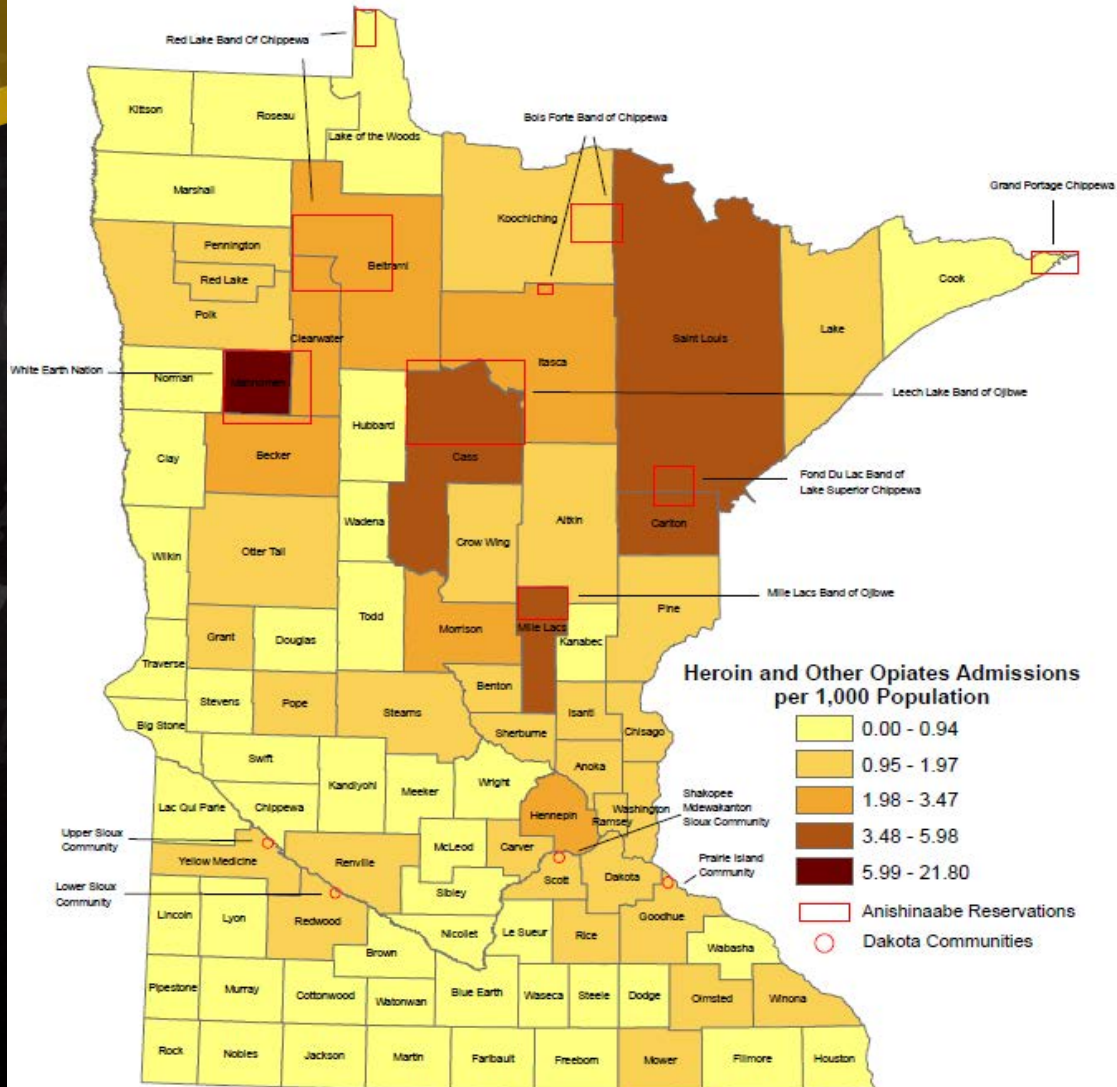


Source: Minnesota Department of Human Services, ADAD, DAANES (5/9/2016)



- Minnesota  
**BCA**  
 Bureau of Criminal Apprehension

## 2015 Heroin and Other Opiate Substance Use Disorder Treatment Admissions by County of Residence



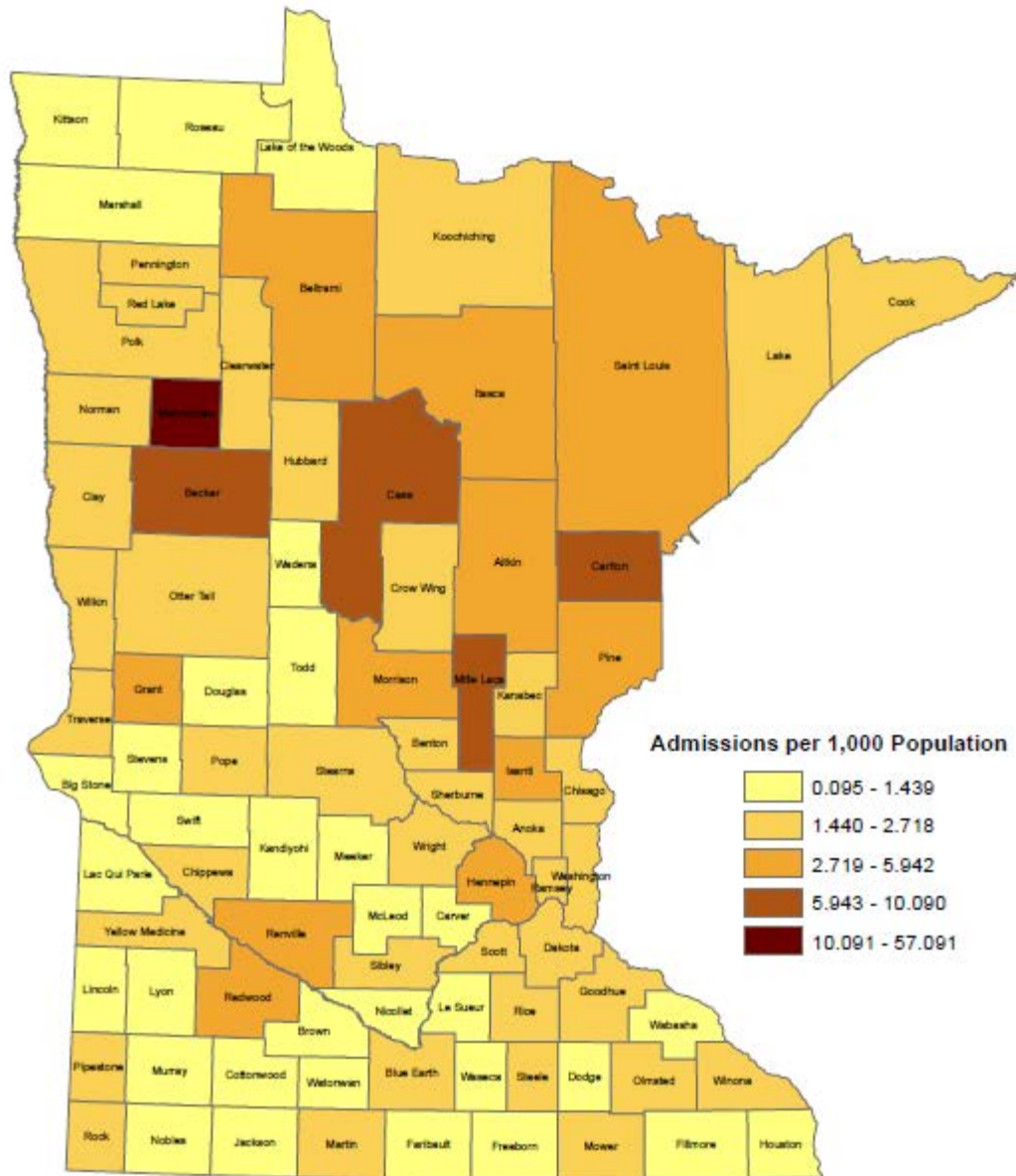
Source: Minnesota Department of Human Services, ADAD, DAANES (5/19/2016)





# SUD Opiate Treatment Admissions by County of Residence

## May 1, 2016 - April 30, 2017



Source: Minnesota Department of Human Services, ADAD, DAANES (11/1/2017)



- Minnesota  
**BCA**  
 Bureau of Criminal Apprehension

# SUBSTANCE ABUSE TREATMENTS

## Substance Abuse Treatment Information

### for Residents of Minnesota Tribal Reservation

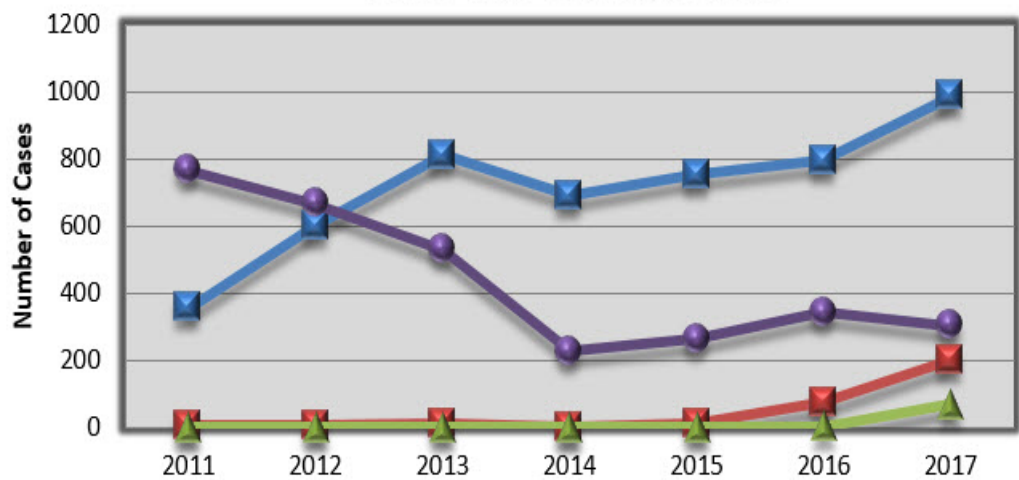
Source: Minnesota Department of Human Services, ADAD, DAANES (5/8/2017)

|                   | CY2012 |       | CY2013 |       | CY2014 |       | CY2015 |       | CY2016 |       |
|-------------------|--------|-------|--------|-------|--------|-------|--------|-------|--------|-------|
|                   | Count  | Col % | Count  | Col % | Count  | Col % | Count  | Col % | Count  | Col % |
| Total             | 2294   |       | 2330   |       | 2252   |       | 2147   |       | 2352   |       |
| Primary Substance |        |       |        |       |        |       |        |       |        |       |
| Alcohol           | 959    | 41.8  | 825    | 35.4  | 749    | 33.3  | 633    | 29.5  | 523    | 22.2  |
| Marijuana         | 497    | 21.7  | 523    | 22.4  | 531    | 23.6  | 449    | 20.9  | 371    | 15.8  |
| Methamphetamine   | 112    | 4.9   | 235    | 10.1  | 356    | 15.8  | 374    | 17.4  | 567    | 24.1  |
| Cocaine/Crack     | 20     | 0.9   | 16     | 0.7   | 14     | 0.6   | 10     | 0.5   | 12     | 0.5   |
| Heroin            | 192    | 8.4   | 266    | 11.4  | 263    | 11.7  | 366    | 17.0  | 613    | 26.1  |
| Other Opiates     | 472    | 20.6  | 422    | 18.1  | 316    | 14.0  | 287    | 13.4  | 240    | 10.2  |
| Other             | 42     | 1.8   | 43     | 1.8   | 23     | 1.0   | 28     | 1.3   | 26     | 1.1   |





## BCA Lab Submissions



2013 - MN BCA Lab policy change - no longer test trace amounts, except in extenuating circumstances  
 2015 - MN BCA Lab policy change - no longer except pharmaceuticals without a court date  
 2017 - Projected numbers based on first and second quarter submissions

SOURCE: Minnesota Bureau of Criminal Apprehension Laboratory

■ Heroin   
 ■ Fentanyl   
 ▲ Carfentanil   
 ● Other Opioids



### MN Violent Crime Enforcement Team Data Sets

| Category                  | 2010  | 2016  | % Change       |
|---------------------------|-------|-------|----------------|
| Heroin arrests            | 108   | 406   | 275% increase  |
| Prescription pill arrests | 420   | 749   | 78% increase   |
| Heroin Seized gm          | 228   | 4943  | 2068% increase |
| Prescription pill seized  | 15470 | 58577 | 279% increase  |
| Guns Seized               | 662   | 1108  | 67% increase   |
| Search warrants executed  | 1300  | 2207  | 70% increase   |





## WHERE AND HOW...

- Methamphetamine Source Cities remain West Coast and Southern Border areas
- Heroin Source Cities – Detroit, Chicago, Minneapolis
- Transported mostly by private vehicle – Mules
- Mail/commercial delivery services less likely



# QUESTIONS



- Minnesota

**BCA**  
Bureau of Criminal Apprehension



**CALL, EMAIL OR TEXT...**

SSA Chad Museus

218-766-2145 (cell)

Chad.museus@state.mn.us



- Minnesota



THANK YOU



- Minnesota

**BCA**  
Bureau of Criminal Apprehension