



MINNESOTA

TOWARD **ZERO** DEATHS

Welcome

**Metro Minnesota
Toward Zero Deaths
Workshop**

April 18, 2018



MINNESOTA TOWARD **ZERO** DEATHS

Follow us on Twitter and Facebook!



- Follow us on Twitter: @MNTZD



- Like us on Facebook: MNTZD

www.MinnesotaTZD.org

2017 TZD Award Winners

TZD State Conference, St. Paul



Minnesota TZD:

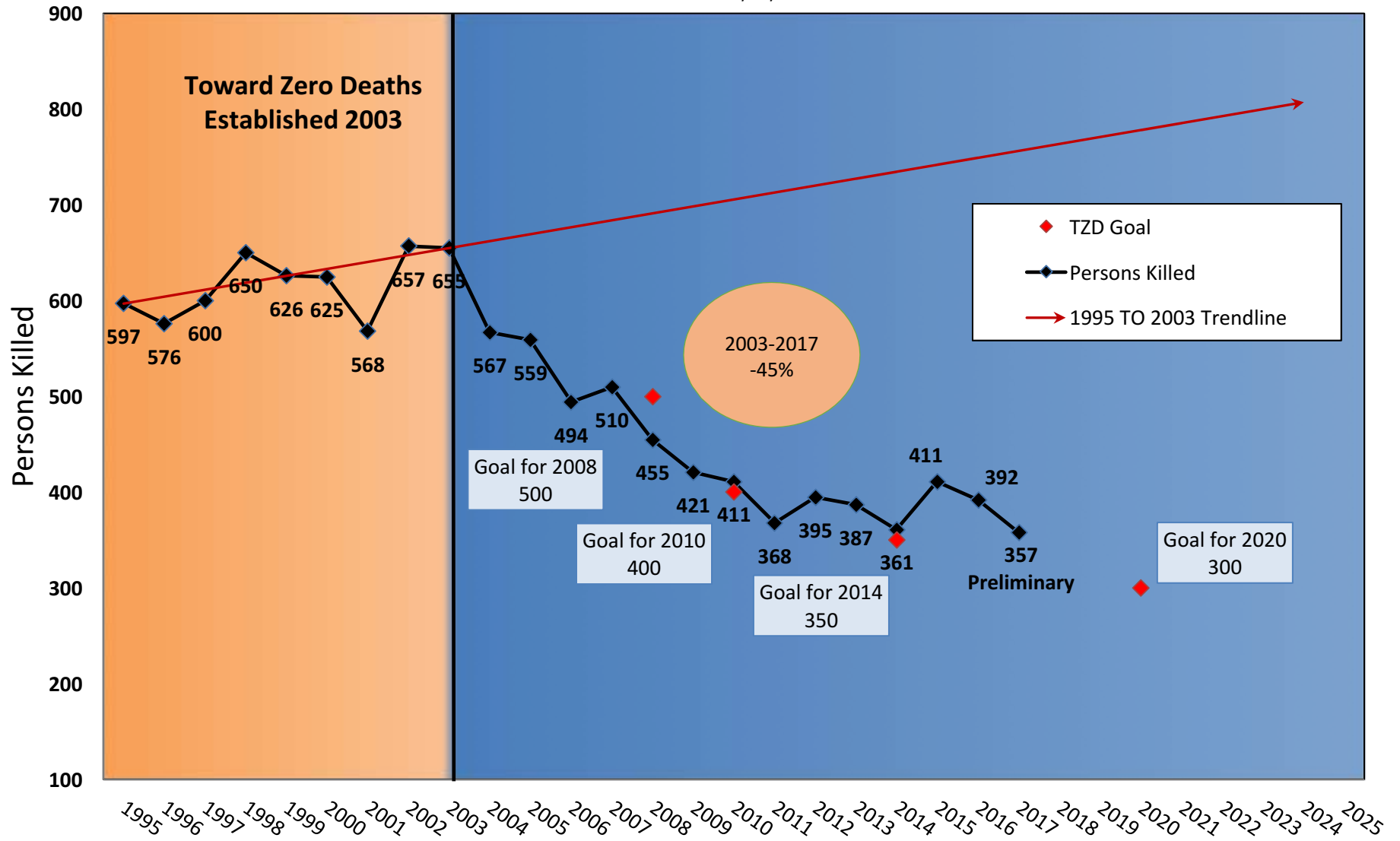
*15 years
of Progress*



*“Its amazing what you
can accomplish when
you don’t care who
gets the credit.”*
– **Harry S. Truman**

Minnesota Roadway Fatalities

Source: MnDOT 2/20/2018



Vision

To reduce fatalities and serious injuries on Minnesota's roads to zero



Mission

To move Minnesota toward **zero** deaths on our roads using education, enforcement, engineering and emergency medical & trauma services.



TZD Cornerstone

~~Five~~
Four “E” approach:



- Enforcement
- Engineering
- Education & Outreach
- Emergency Medical & Trauma Services
- **Everyone Else!**

(Legislators, Judicial, Media)

Minnesota Roadway Fatalities

Source: MnDOT 2/20/2018

2005
Statewide
Trauma
System &
0.08 BAC
for DWI

2006
Cell Phone
Ban
(Under 18
and
Provisional
Drivers)

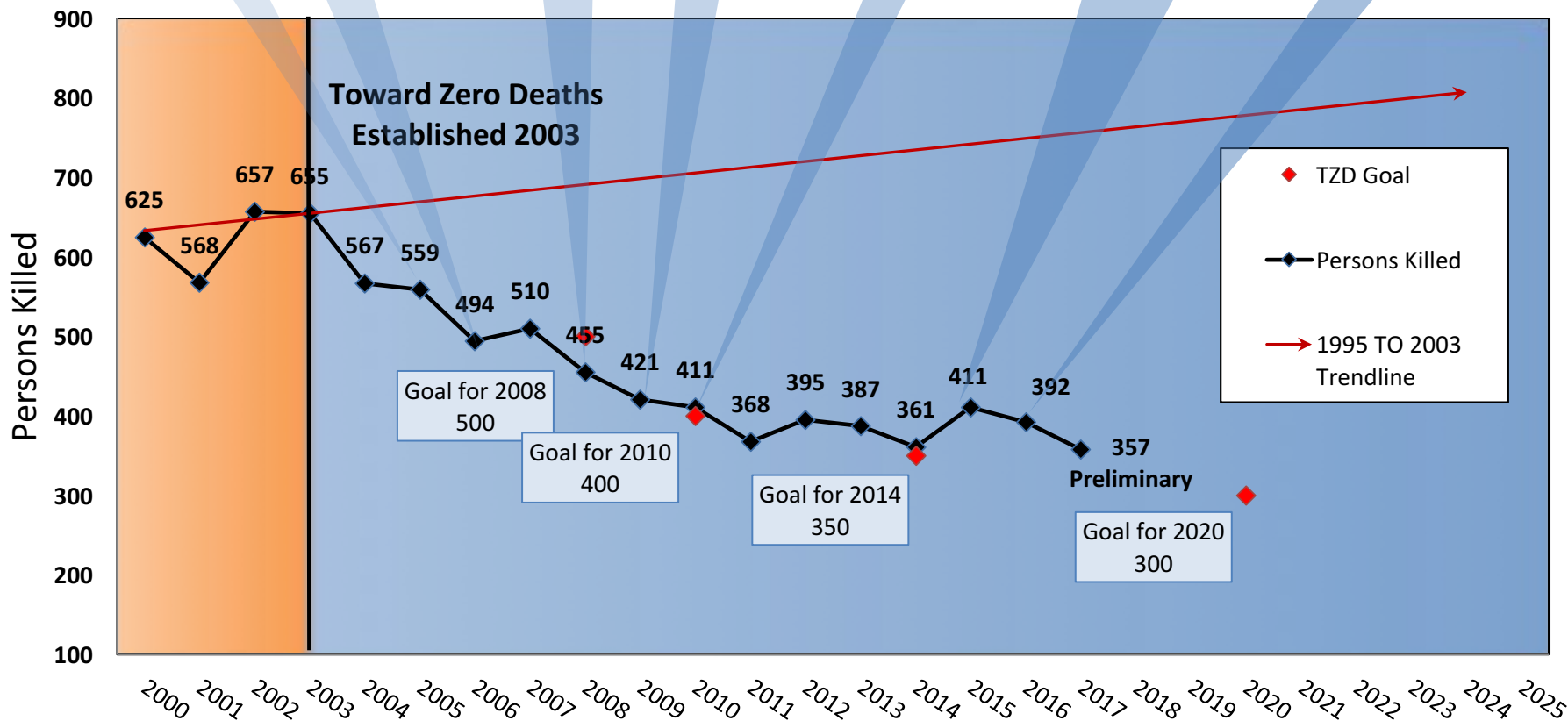
2008
Texting
Prohibited
While
Driving &
Expanded
GDL Laws

2009
Primary
Seat Belt,
Booster
Seat,
Expanded
GDL
Laws

2010
Driver
License
Sanctions
Ignition
Interlock

2014
Additional Work Zone
Speeding Fines;
Increased Hours of
Practice for Teen
Drivers & Require
Driver Educators to
Offer Parent Training

2015
Increased
fine for
texting
and
driving
second
offense



Year-to-Date Traffic-Related Deaths

As of
April 17,
2018,
there were
70 traffic-
related
deaths on



Minnesota roads, compared to 81 deaths
at this time last year.

Focus Areas

- Speed and Aggressive Driving
- Lack of Seat Belt Use
- Impaired Driving
- Inattentive Driving
- Run off Road
- Intersections



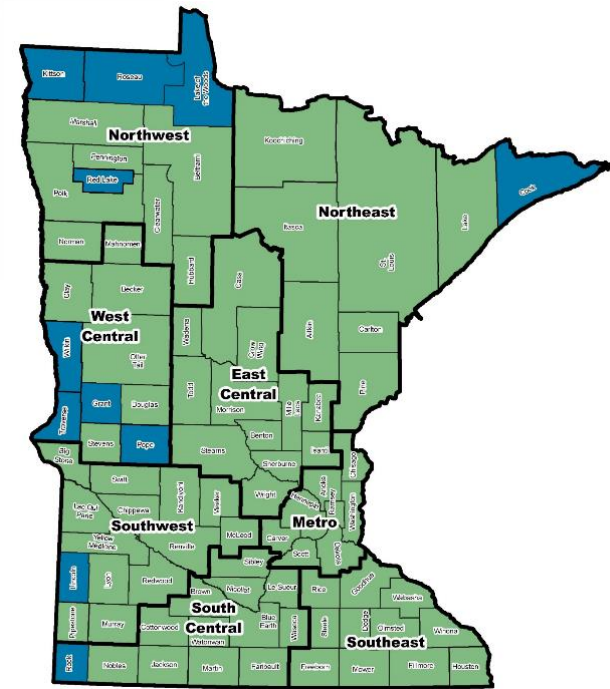
Can We Get to Zero?



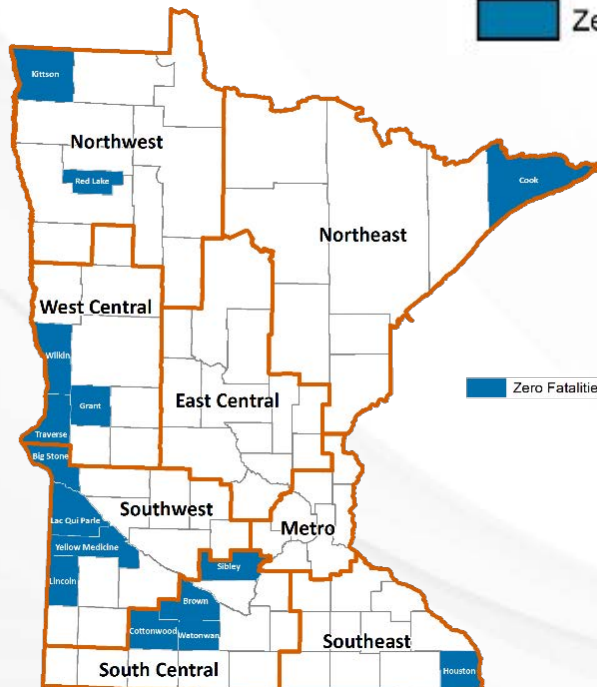
Zero is attainable — but it will take all of us working together to get there!

2015 Zero Fatality Counties

TZD Regions Map
Zero counties: 11



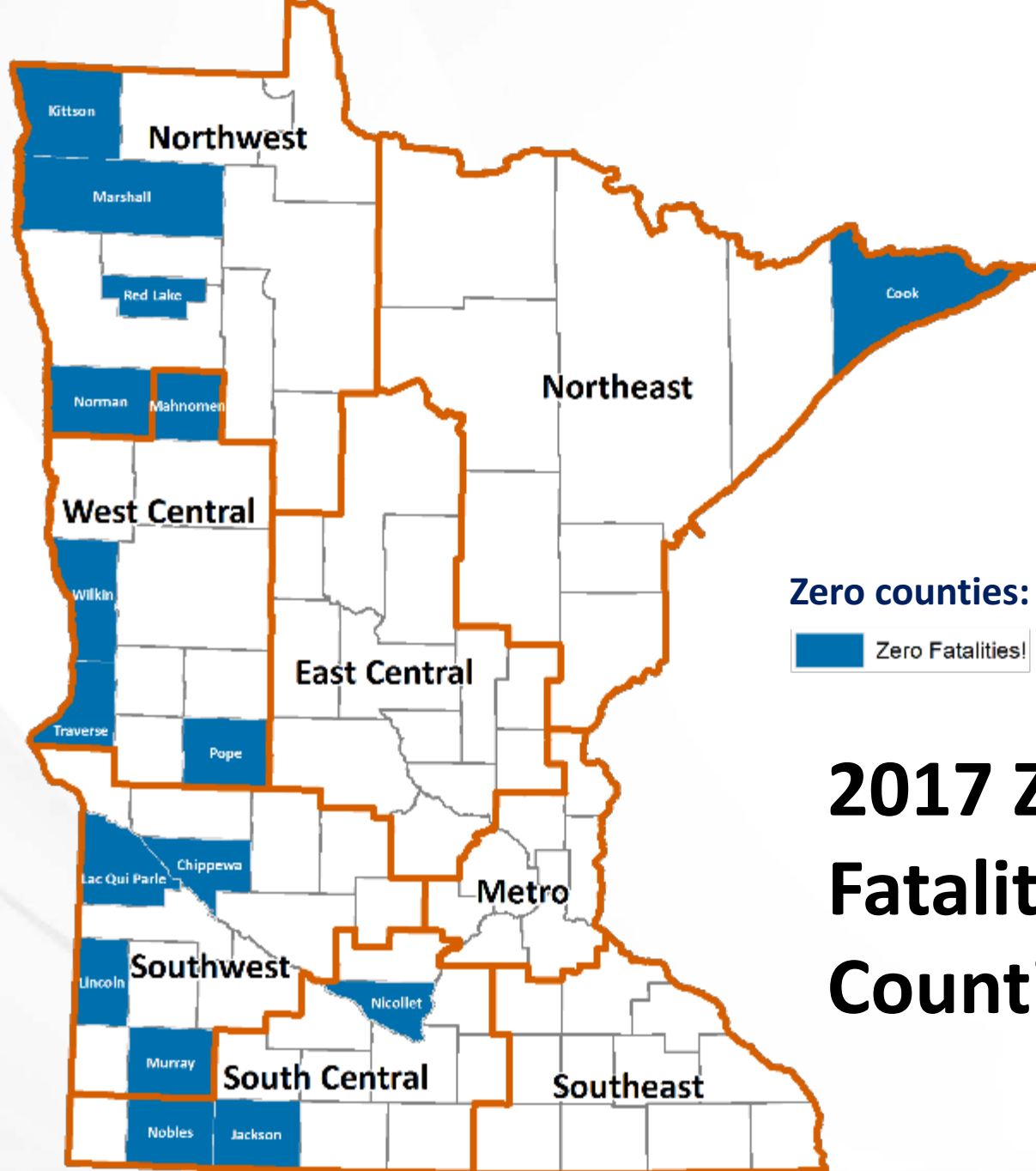
Zero Fatality County



Zero Fatalities!

2016 Zero Fatality Counties

Zero counties: 15



2017 Zero Fatality Counties

Metro Region

Carver County in 2017

- 8 months without a fatal
- Lowest fatality rate in Metro Region for 2017

Single Digits

- 50% of Metro Counties had under ten fatalities for 2017 – Carver, Chisago, Scott and Washington

2018 Look Ahead

- To date, **Chisago County** has not had a fatality.



**Figures based on preliminary data.*

Automated Bus



DAN BROWNING, STAR TRIBUNE





**TOWARD
ZERO**



DEATHS

METRO MINNESOTA

Susan Youngs

Metro TZD Regional Coordinator

TZD Toolkit

Toward Zero Deaths Minnesota

Home

TZD Toolkit

- Bolts
- Bikes
- Distraction
- Emergency Services
- Engineering
- Enforcement
- Innovative Ideas
- Impaired
- Motorcycle
- Pedestrians
- Speed
- TZD 101
- TZD Regional Coordinators
- Annual Reports
- News Conference
- Newsletter
- Presentations
- Speakers Bureau
- Workshop
- Recent

Announcements

[+ new announcement](#) or edit this list

✓	Title	Modified
	IMPORTANT INFORMATION ON TOOLKIT	September 7

TZD Toolkit

[+](#) New [↑](#) Upload [↻](#) Sync [↻](#) Share [More](#) ▾

✓	Name	Modified	Modified by
	joyride table tent 7.15.17	August 3	Larson, Annette L. (DOT)
	2015 MN FSRC GUIDE Final	13 minutes ago	Larson, Annette L. (DOT)
	2016 South Central Local gov't June 2017	July 28	Larson, Annette L. (DOT)
	2017 SC MN TZD built media advisory 5.19.17	July 26	Larson, Annette L. (DOT)
	2018 Enforcement Calendar	September 21	Larson, Annette L. (DOT)
	A Primer on Traffic Safety Culture JTE Journal	July 28	Larson, Annette L. (DOT)
	Apache Mall DME poster 2014	4 days ago	Schleck, Jessica (DOT)
	Apache Mall proposal 2014 final	4 days ago	Schleck, Jessica (DOT)
	Bicycle Safer Journey	August 21	Zoria, Wioderykesh (MNNT)
	buckle up in your truck poster 8.03.15	October 2	Larson, Annette L. (DOT)

Site Owners

- Hernandez, Kristine J. (DOT)
- Larson, Annette L. (DOT)
- Young, Susan (DOT)

Calendar

October 2017

SUNDAY	MONDAY	TUESDAY	WEDNESDAY	THURSDAY
1	2	3	4	5
8	9	10	11	12
15	16	17	18	19



TZD #101 and BEYOND

School Safety Week




Wheel off ground



School Safety Week




School Principal



School Safety Week



Hopkins High School – Chemical Health Meetings



Roundabout Education

Let's Get Roundabout Ready!

The city of Eden Prairie engineering staff along with MnDOT's Toward Zero Deaths program staff will explain the safety benefits of roundabouts and how they help keep traffic moving smoothly. You will also learn the correct way to drive through a roundabout, so you can be confident that you maneuvering them properly. Videos will be shown, and a hands-on match box car roundabout model will be available to show scenarios, so that every situation can be clearly explained. Bring your questions and experiences to share

Day	Date	Time	Cost
W	Sept 27	10-11:30 a.m.	FREE

Location: Senior Center





Wheel of Distraction & Add'l Outreach Efforts

**Fall SRO Meeting –
August 30, 2017
Apple Valley Municipal
Center – 7100 147th
Street West
9:30 a.m.**

Meeting Agenda

Introductions

- A. Mock crash planned at your school?
- B. Other event?

Purpose of the Meeting

- A. Introduce Ourselves & Support
- B. Available Resources


Dakota County Toward Zero Deaths County Coalition – Who We Are

- A. Minnesota TZD Program
- B. County Coalition

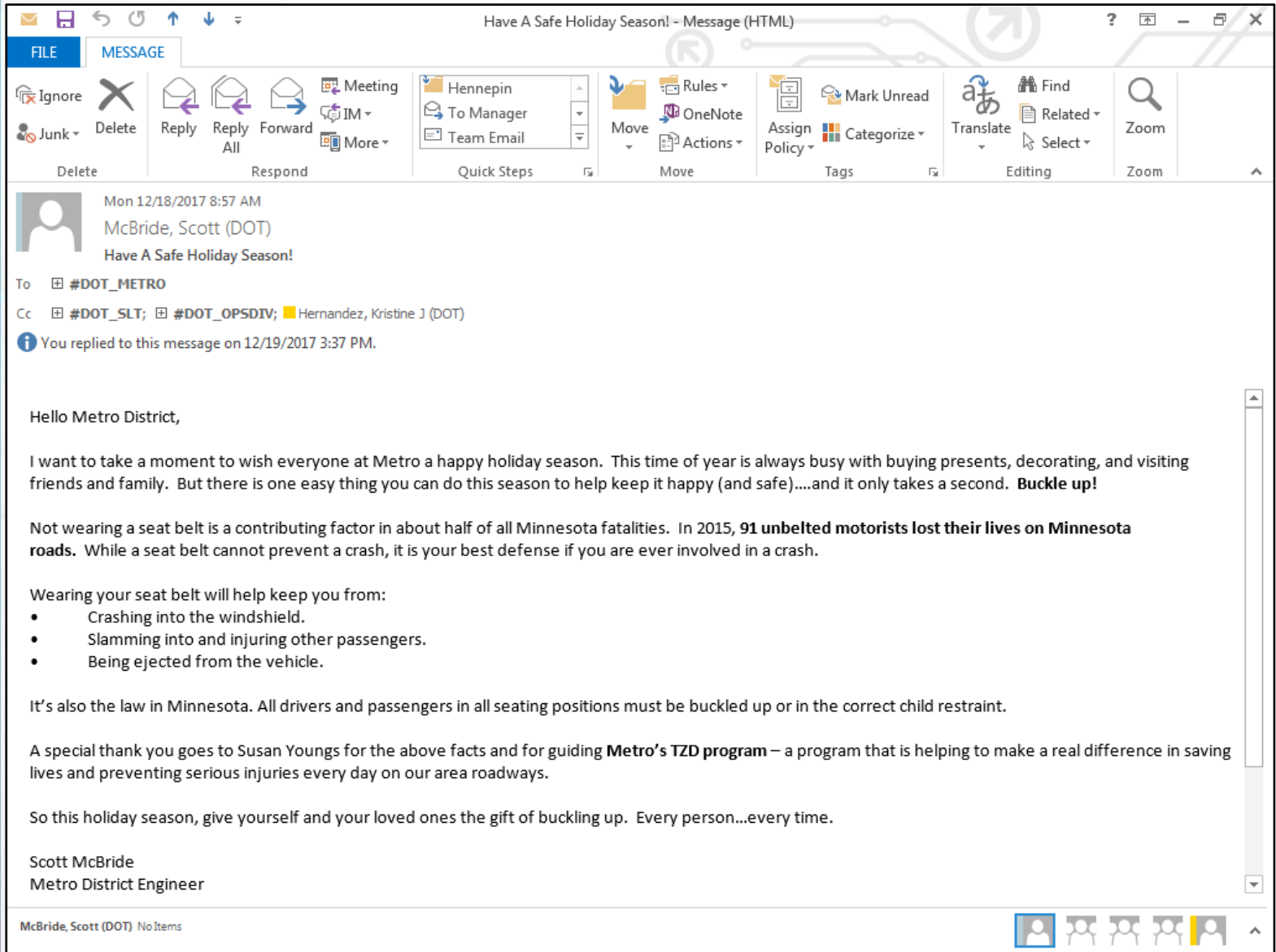
Dakota County



Chisago County



Metro MnDOT Buckles Up



Have A Safe Holiday Season! - Message (HTML)

FILE MESSAGE

Ignore Delete Reply Reply All Forward Meeting IM More Quick Steps Move Move Tags Editing Zoom

Mon 12/18/2017 8:57 AM
McBride, Scott (DOT)
Have A Safe Holiday Season!

To #DOT_METRO
Cc #DOT_SLT; #DOT_OPSSDIV; Hernandez, Kristine J (DOT)

i You replied to this message on 12/19/2017 3:37 PM.

Hello Metro District,

I want to take a moment to wish everyone at Metro a happy holiday season. This time of year is always busy with buying presents, decorating, and visiting friends and family. But there is one easy thing you can do this season to help keep it happy (and safe)....and it only takes a second. **Buckle up!**

Not wearing a seat belt is a contributing factor in about half of all Minnesota fatalities. In 2015, **91 unbelted motorists lost their lives on Minnesota roads**. While a seat belt cannot prevent a crash, it is your best defense if you are ever involved in a crash.

Wearing your seat belt will help keep you from:

- Crashing into the windshield.
- Slamming into and injuring other passengers.
- Being ejected from the vehicle.

It's also the law in Minnesota. All drivers and passengers in all seating positions must be buckled up or in the correct child restraint.

A special thank you goes to Susan Youngs for the above facts and for guiding **Metro's TZD program** – a program that is helping to make a real difference in saving lives and preventing serious injuries every day on our area roadways.

So this holiday season, give yourself and your loved ones the gift of buckling up. Every person...every time.

Scott McBride
Metro District Engineer

McBride, Scott (DOT) No Items

Holiday DWI Awareness

When you go out for the holidays,
so do we.
Plan a sober ride.

Sponsored by the Washington County TZD Coalition
Flowers for South Africa

TOWARD ZERO DEATHS
METRO MINNESOTA

When you go out for the holidays, so do we.
Plan a sober ride.

Sponsored by the Anoka County TZD Coalition.

TOWARD ZERO DEATHS
METRO MINNESOTA

When you go out for the holidays, so do we...
Plan a sober ride.

Sponsored by the Dakota County TZD Coalition.

TOWARD ZERO DEATHS
METRO MINNESOTA

Beyond the Wave

Drink and drive in Washington County,



and you will meet one of us...

Designate a sober driver

Sponsored by the Washington County TZD Coalition





Plan a sober ride this holiday season.
Sponsored by the Chisago County TZD Coalition.



Most Creative Poster

15 Years of Minnesota TZD: Major Accomplishments & What the Future Holds



Kristine Hernandez

Minnesota TZD program coordinator

Metro Minnesota Crash Facts

Capt. Jason Bartell

Minnesota State Patrol
District 2500

Capt. Chris Erickson

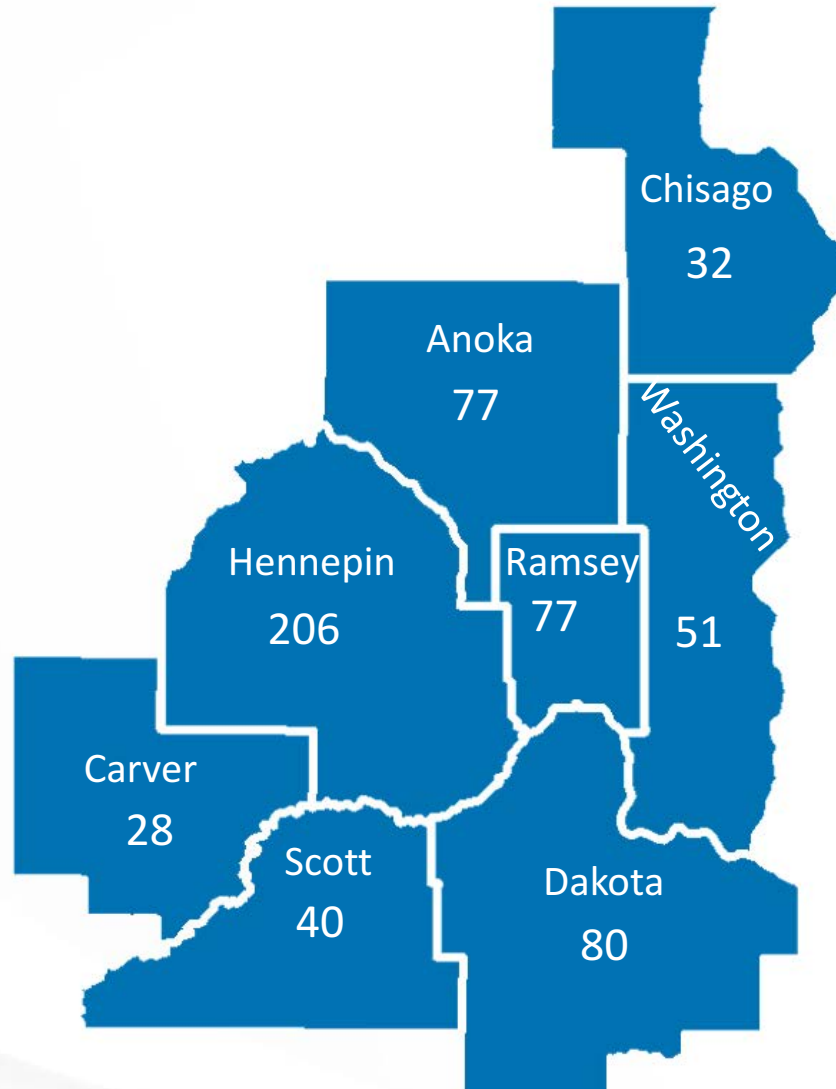
Minnesota State Patrol
District 2400



Metro Minnesota Regional Crash Data

April 18, 2018

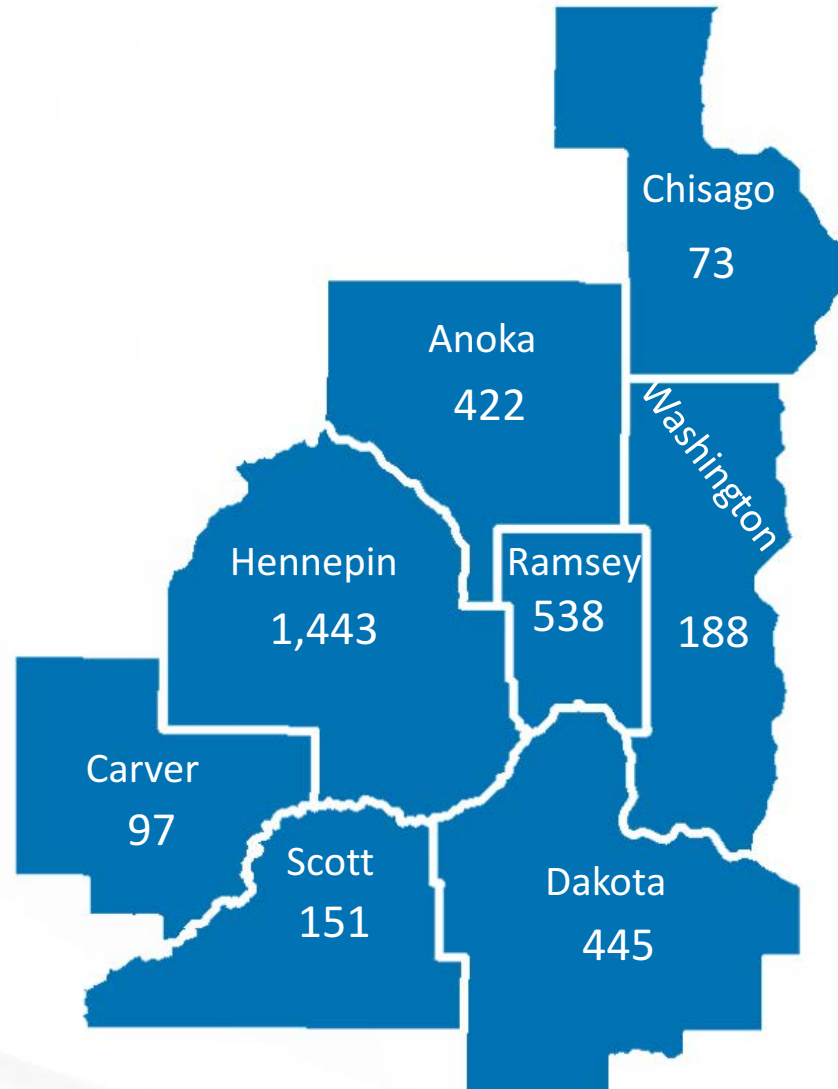
Metro MN Fatalities, 2013-2017*



Region Totals	
2013	118
2014	103
2015	101
2016	138
2017*	131

*2017 data are preliminary

Metro MN Serious Injuries, 2013-2017*

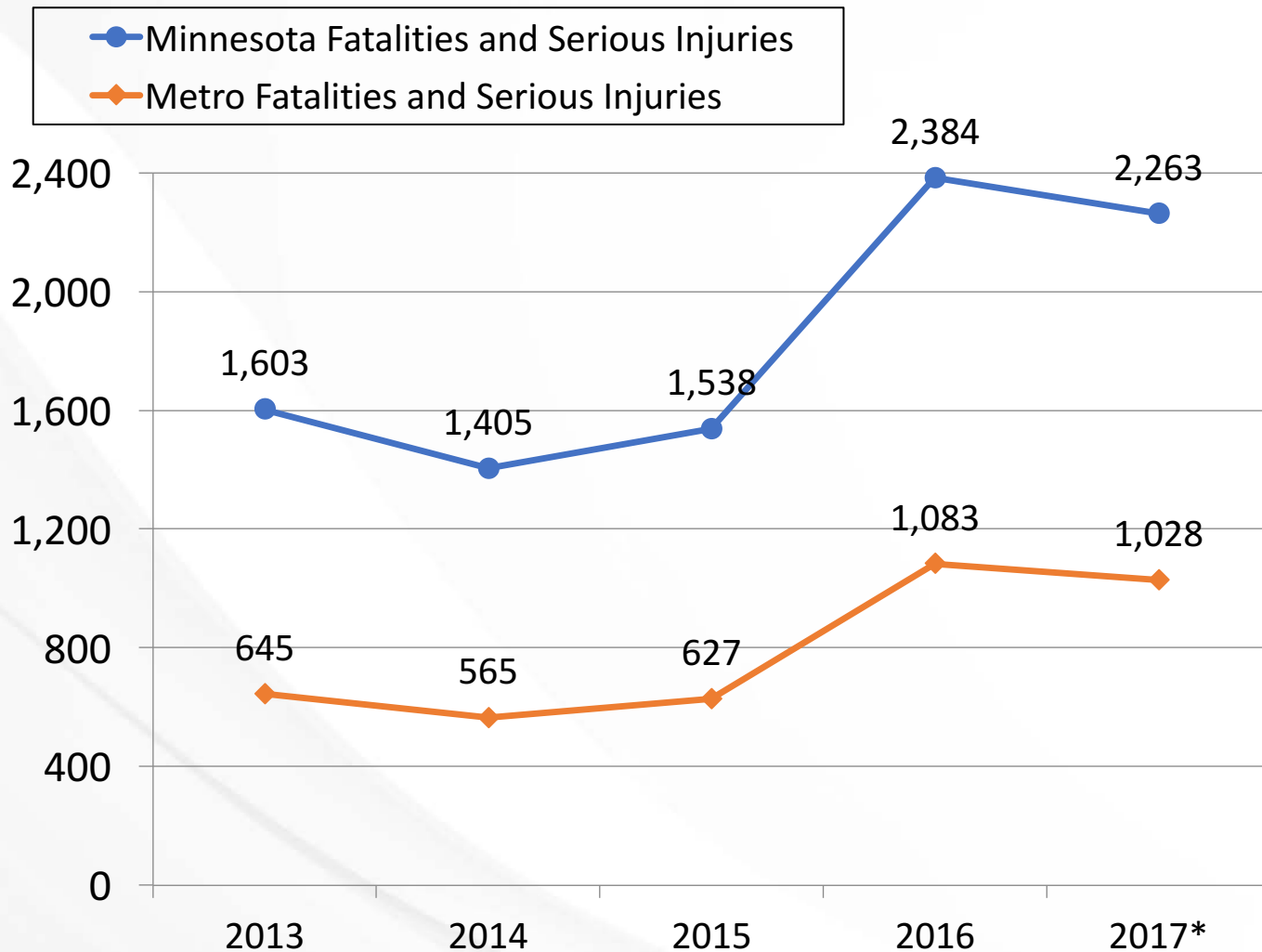


Region Totals	
2013	527
2014	462
2015	526
2016	945
2017*	897

Note: New injury definitions were introduced in MNCrash beginning in 2016 to align with national standard definitions.

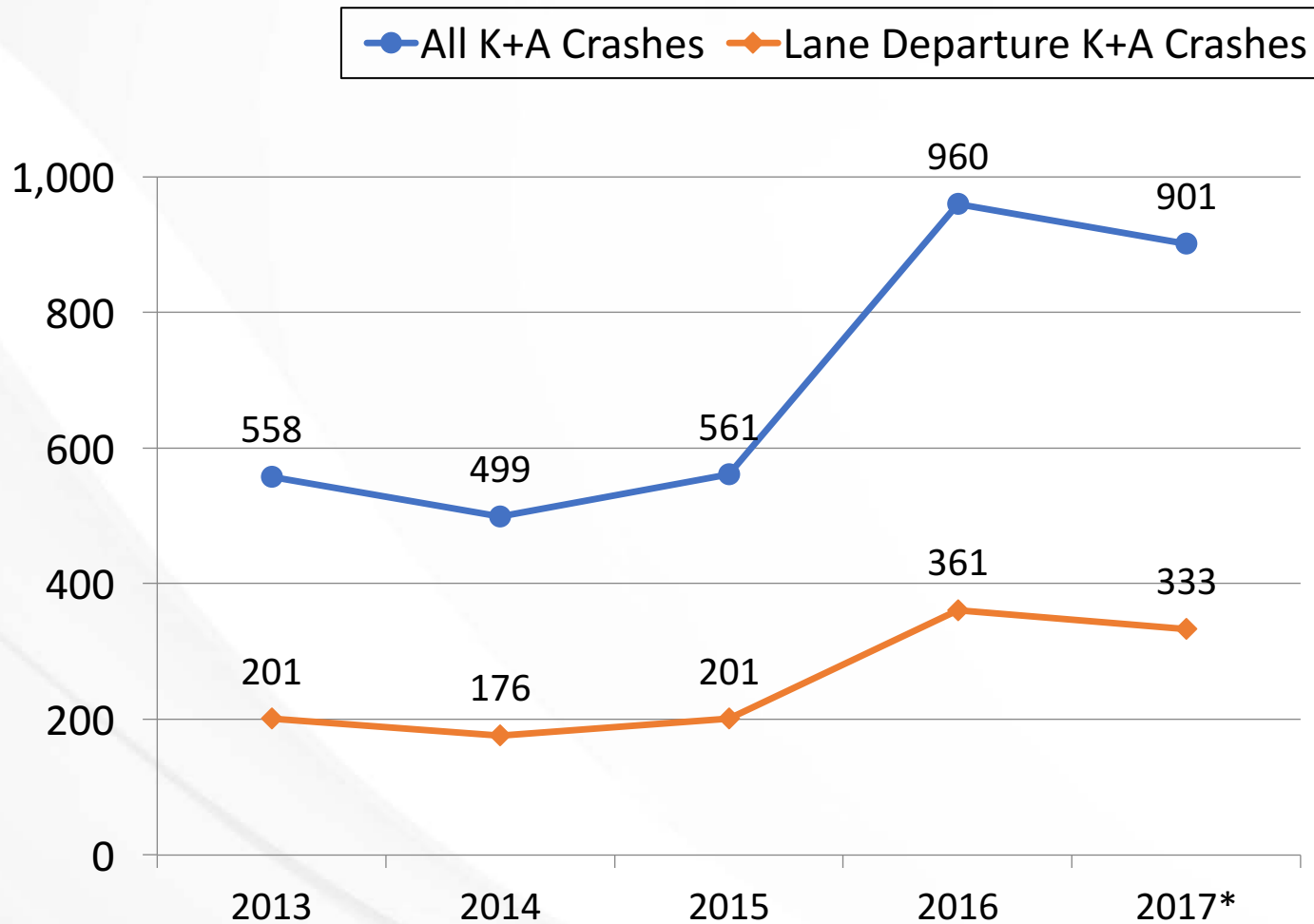
*2017 data are preliminary

Traffic Fatalities and Serious Injuries



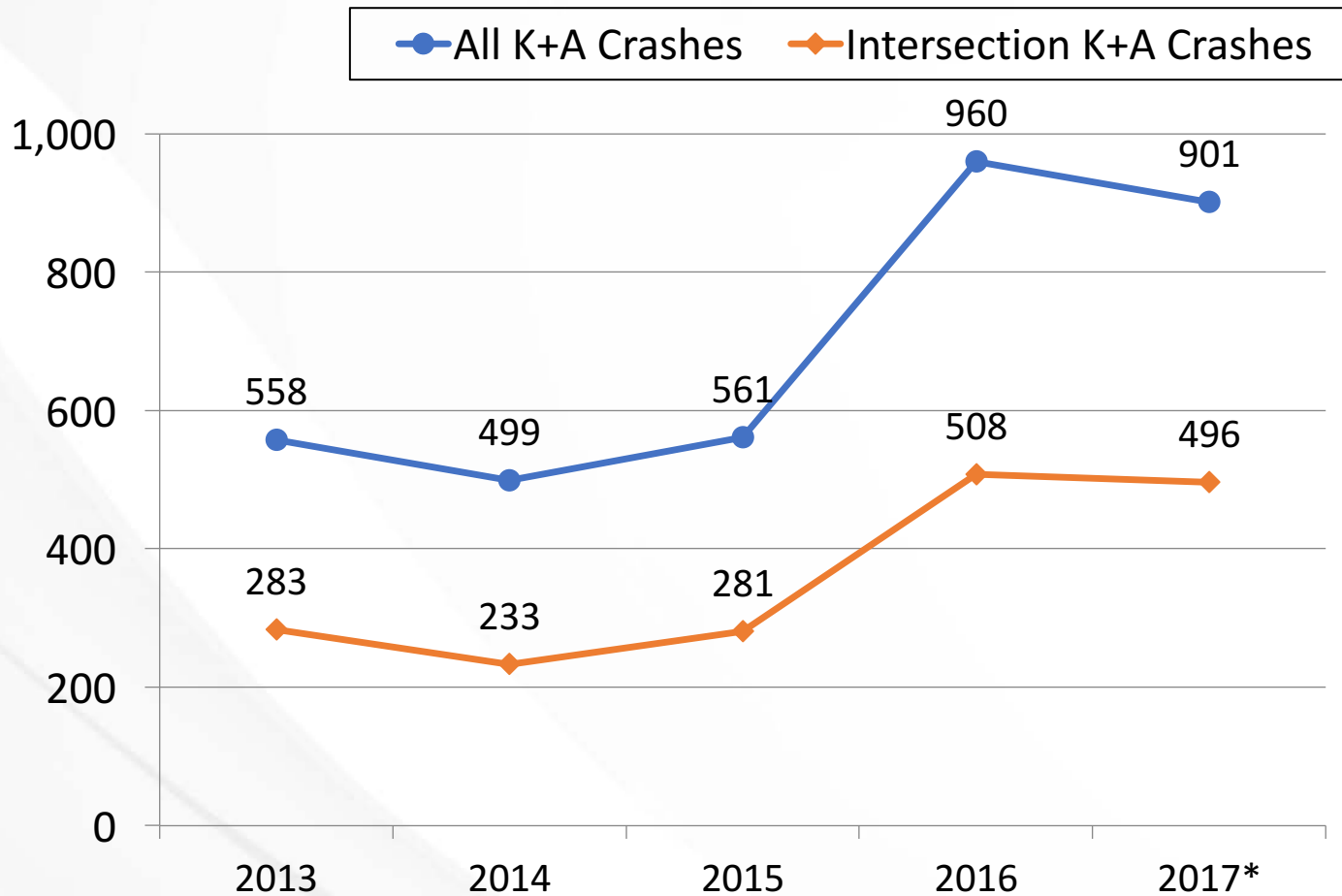
*2017 data are preliminary

Metro Lane Departure Crashes



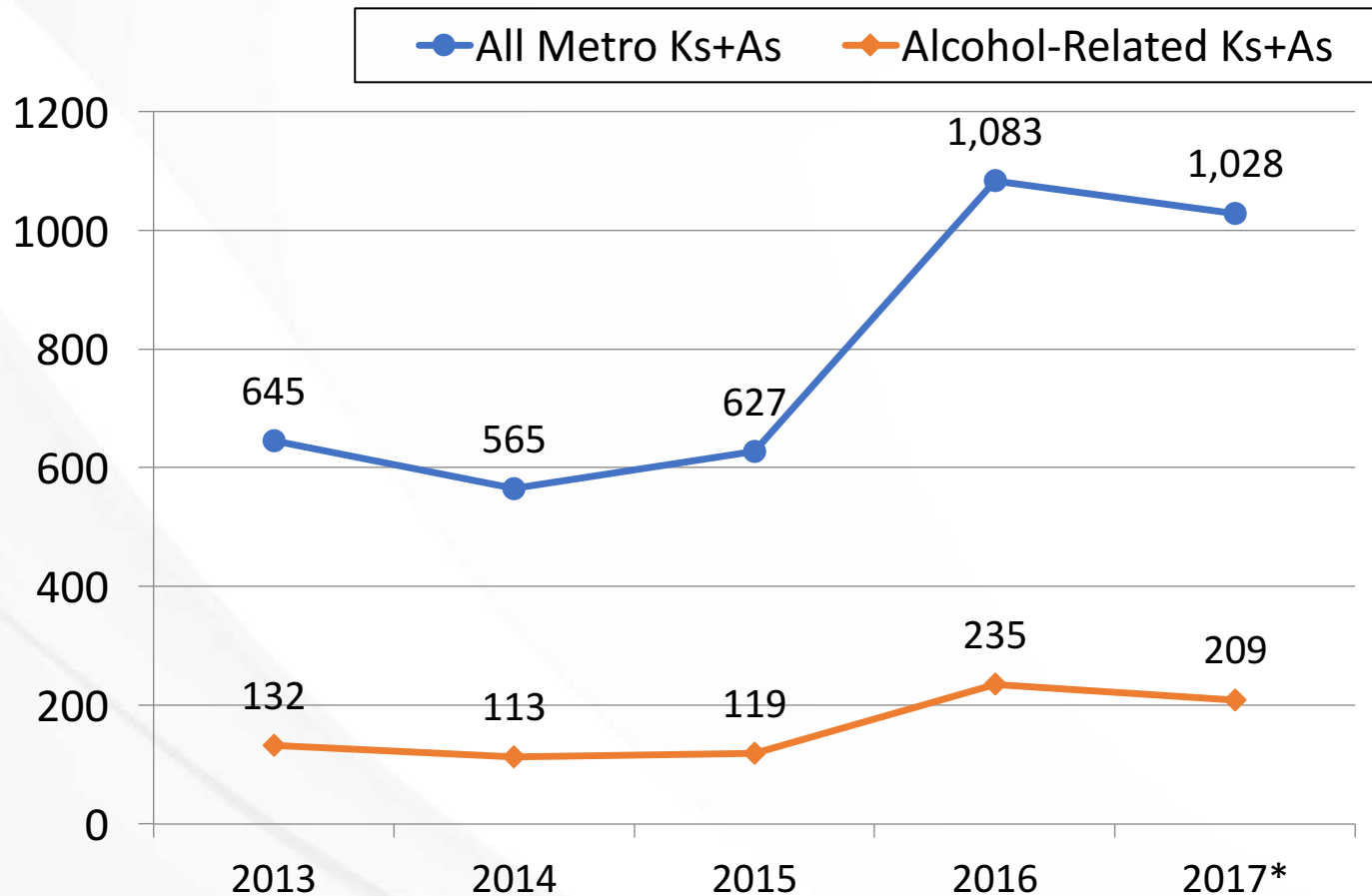
*2017 data are preliminary

Metro Intersection Crashes



*2017 data are preliminary

Metro Alcohol-Related Fatalities and Serious Injuries



*2017 data are preliminary

Alcohol-Related Target Audience

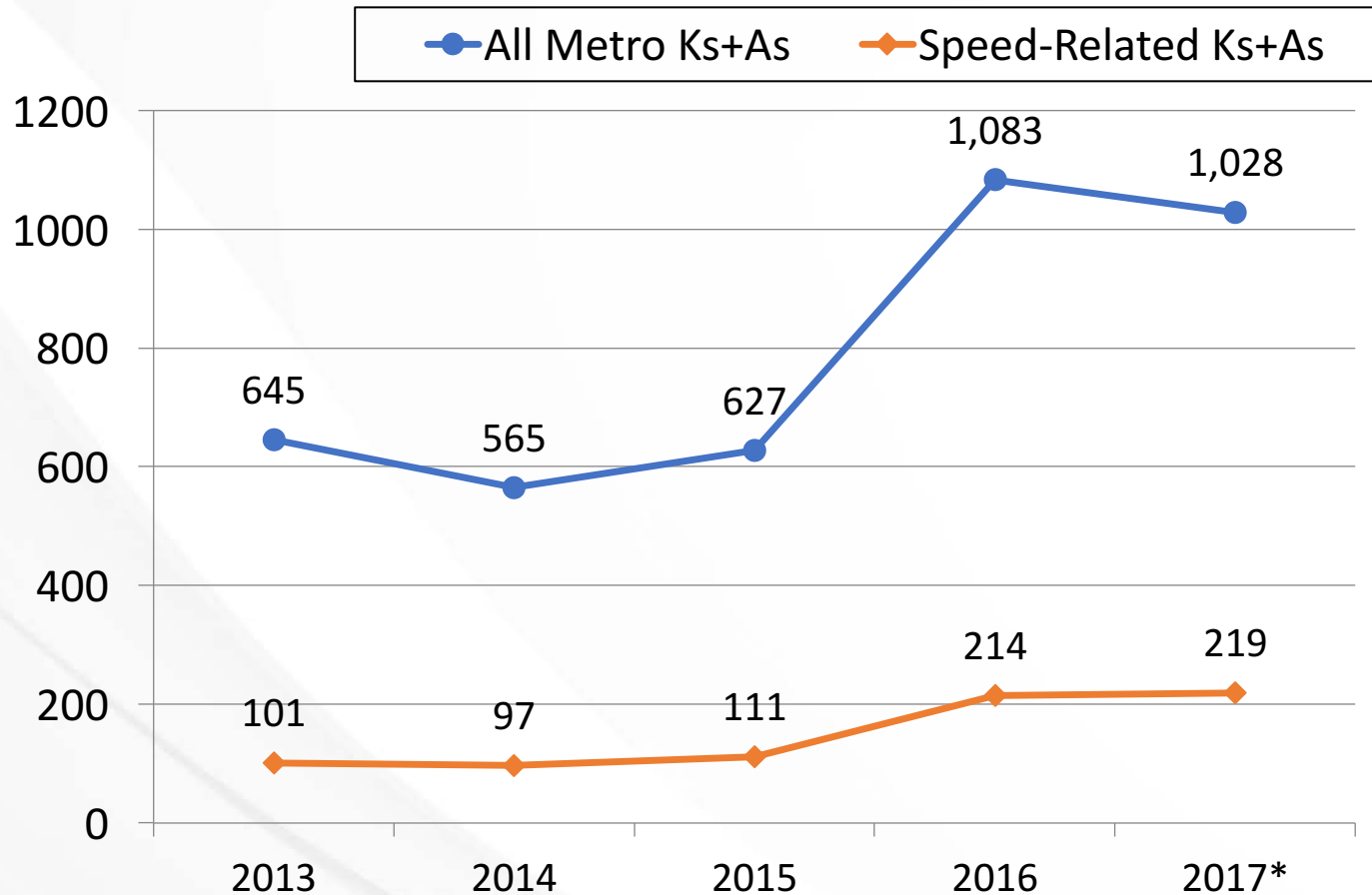
Who?

- Young adults (age 21-35)
- Men

When?

- Evenings and nights (8 PM – 4 AM)
- Weekends (Friday, Saturday, and Sunday)

Metro Speed-Related Fatalities and Serious Injuries



*2017 data are preliminary

Speed-Related Target Audience

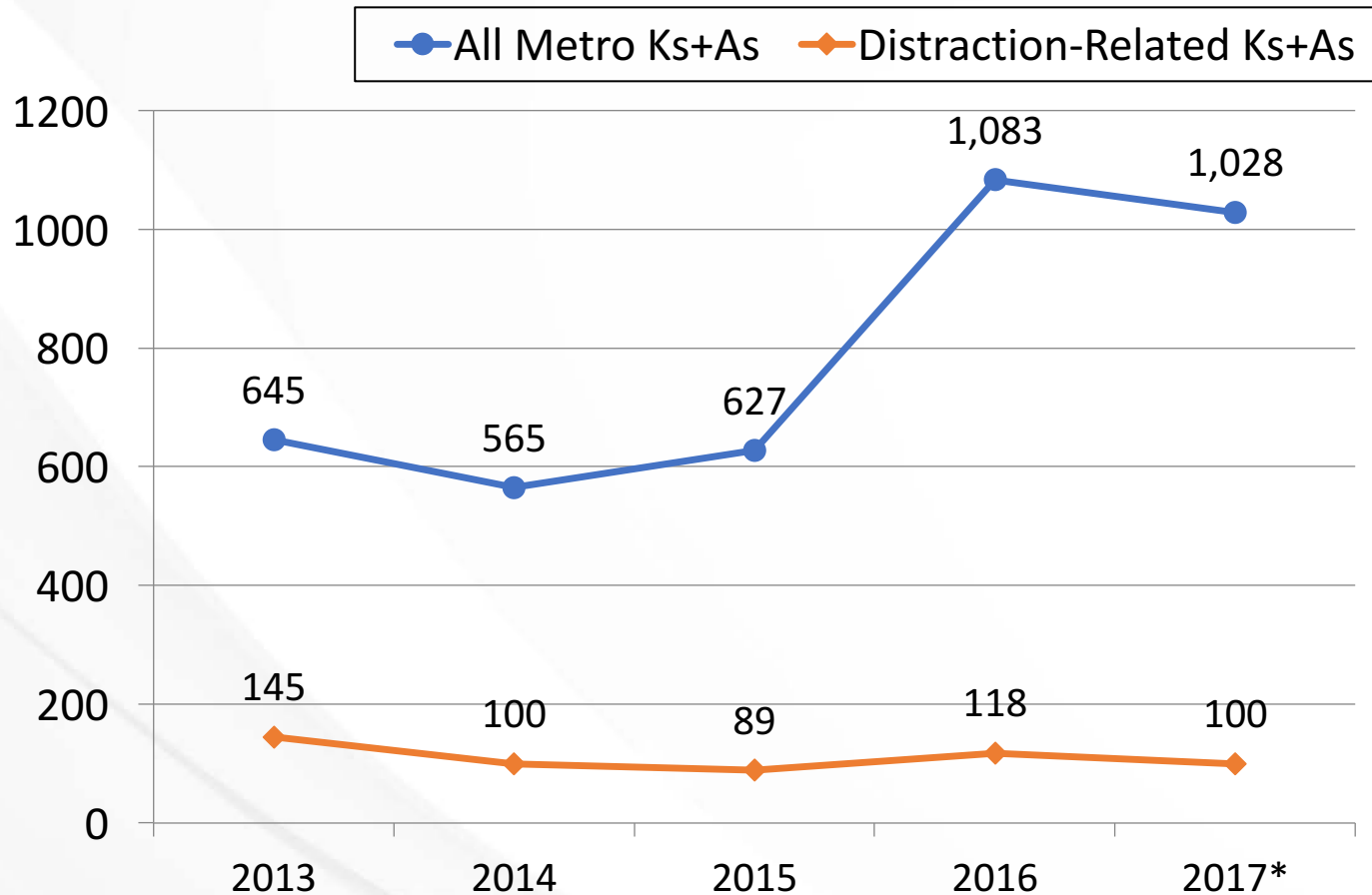
Who?

- Teens and young adults (age 16-30)
- Men

When?

- Evening and night (8 PM – 4AM)
- Weekends (Friday, Saturday, and Sunday)

Metro Distraction-Related Fatalities and Serious Injuries



*2017 data are preliminary

Distraction-Related Target Audience

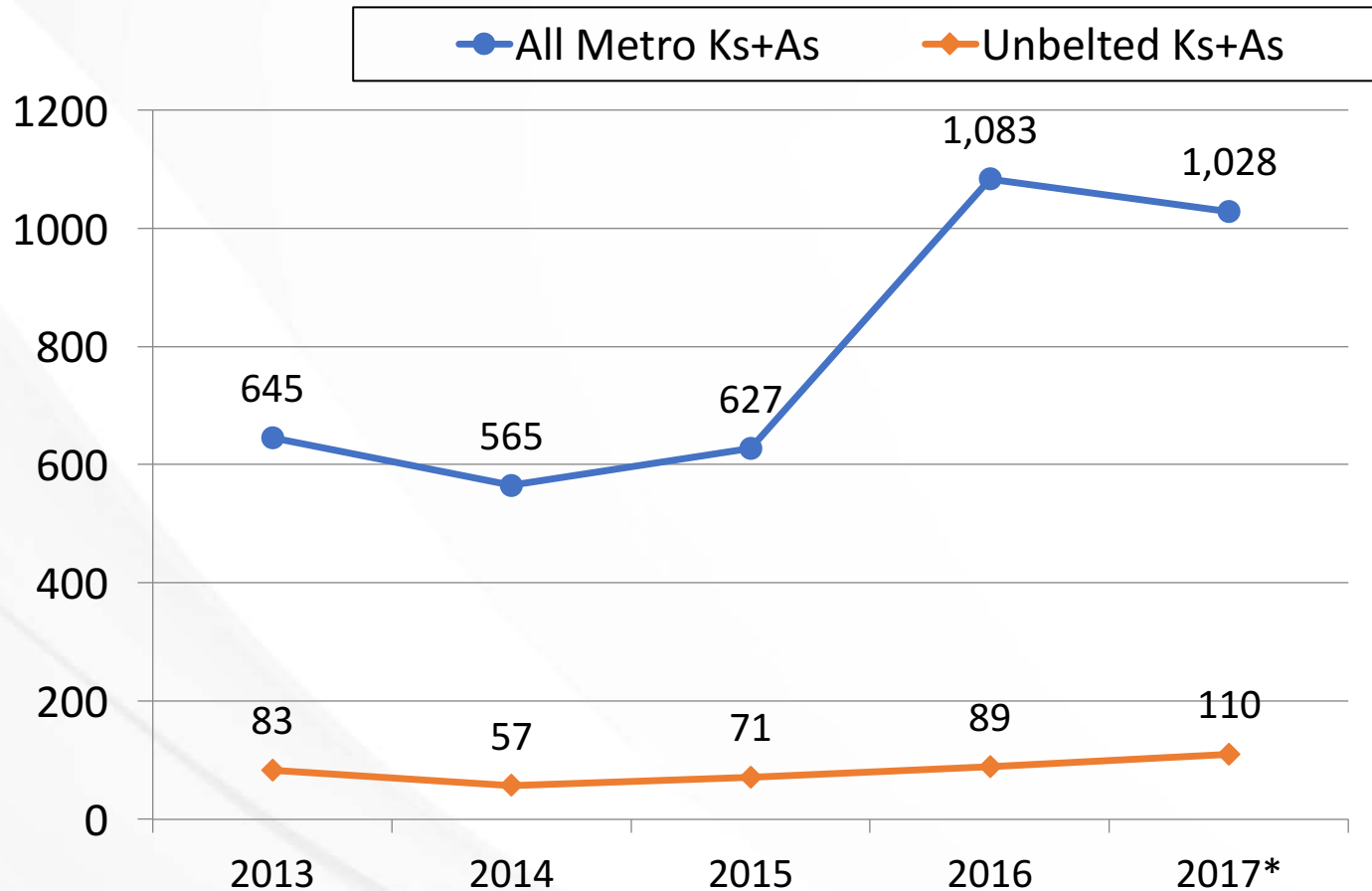
Who?

- All ages are about equally represented
- Distraction impacts both genders

When?

- Afternoon and evenings (2PM – 10PM)
- Weekdays (Monday – Thursday)

Metro Unbelted Fatalities and Serious Injuries



*2017 data are preliminary

Seat Belt Target Audience

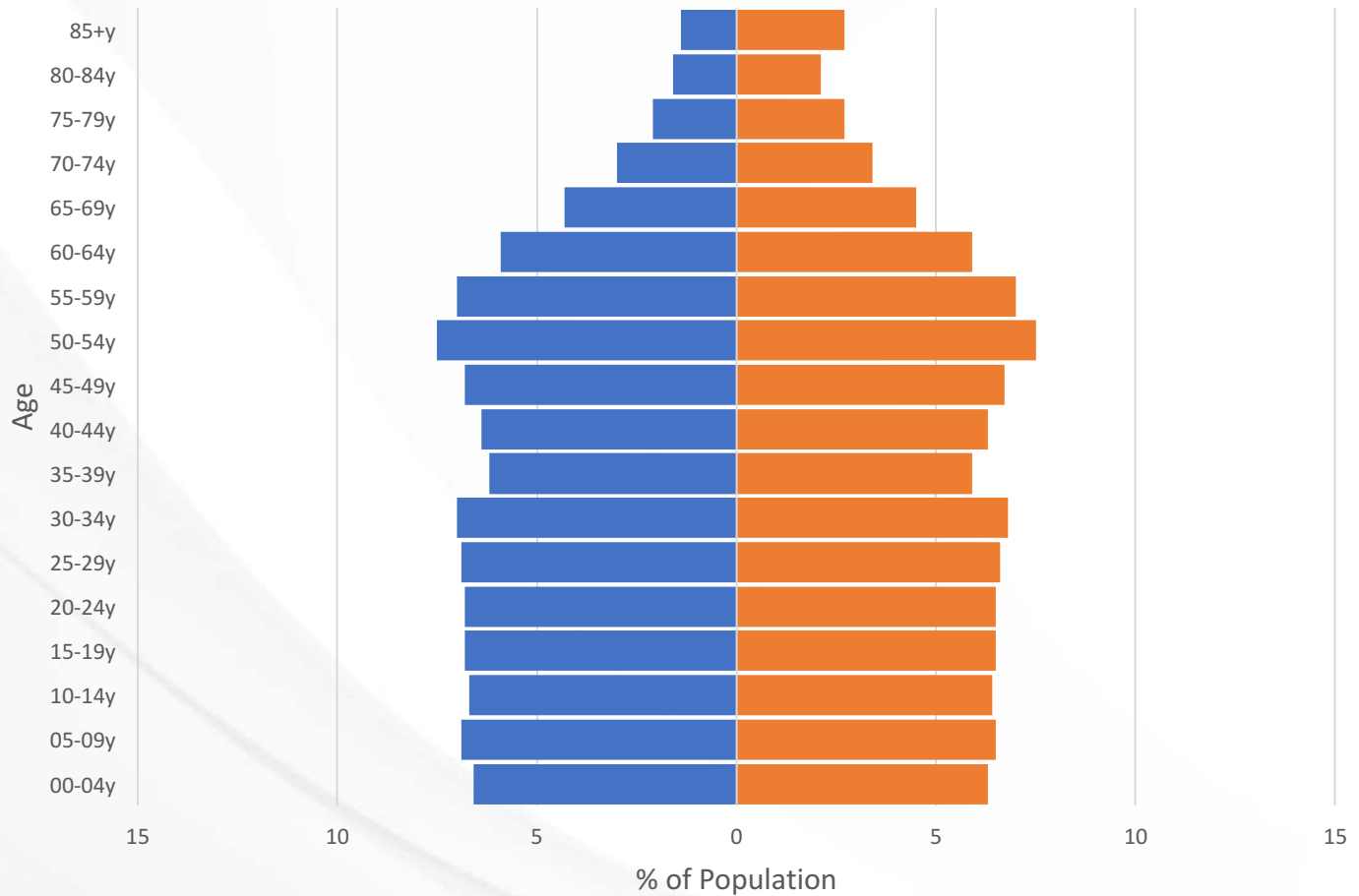
Who?

- Teens and young adults (age 16-35) make up more than half of fatalities and serious injuries
- Men

When?

- Overnight (11PM – 7AM)
- Weekend (Saturday – Sunday)

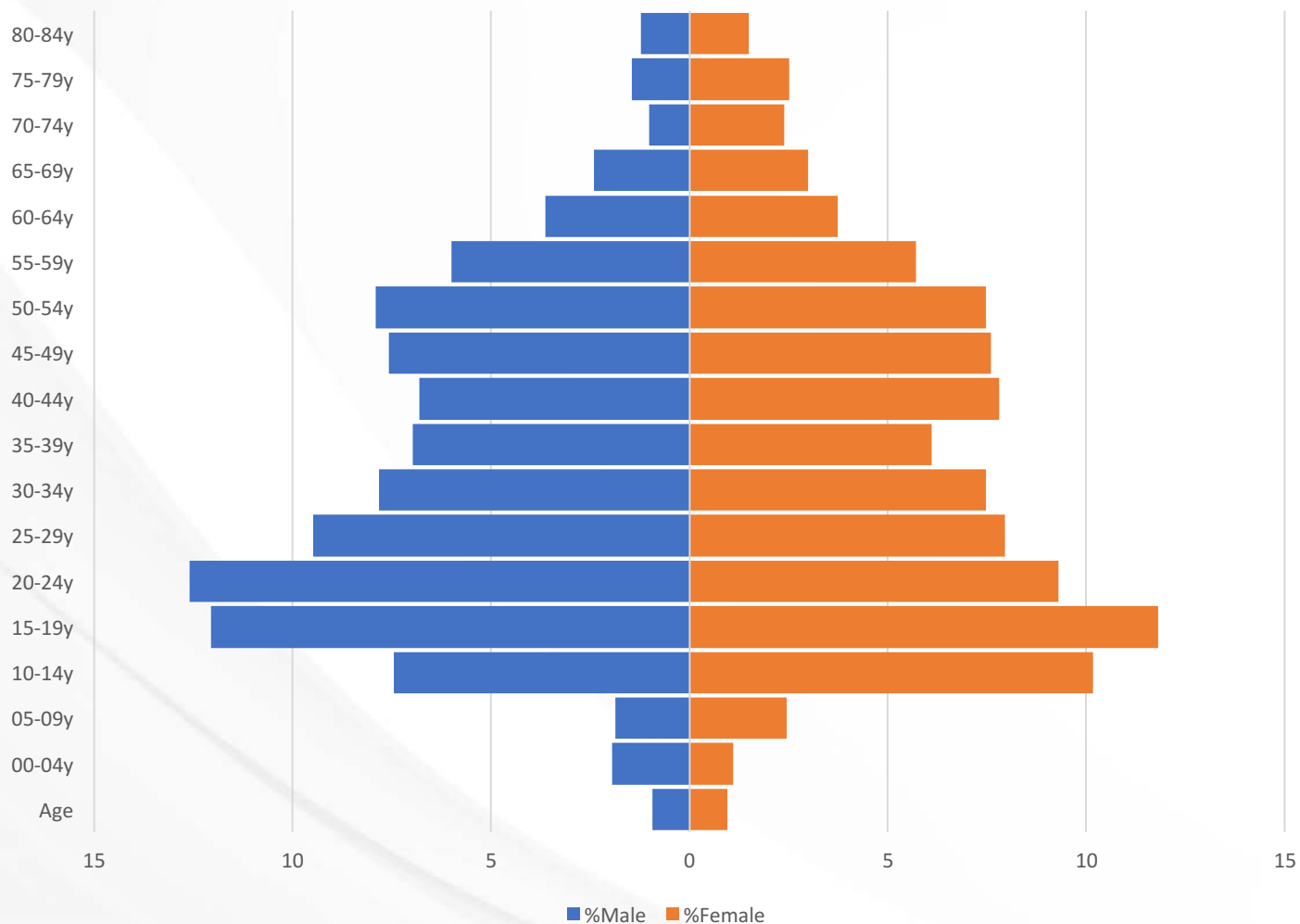
Population of Minnesota, 2015*



*Population data from the MN State Demographic Center

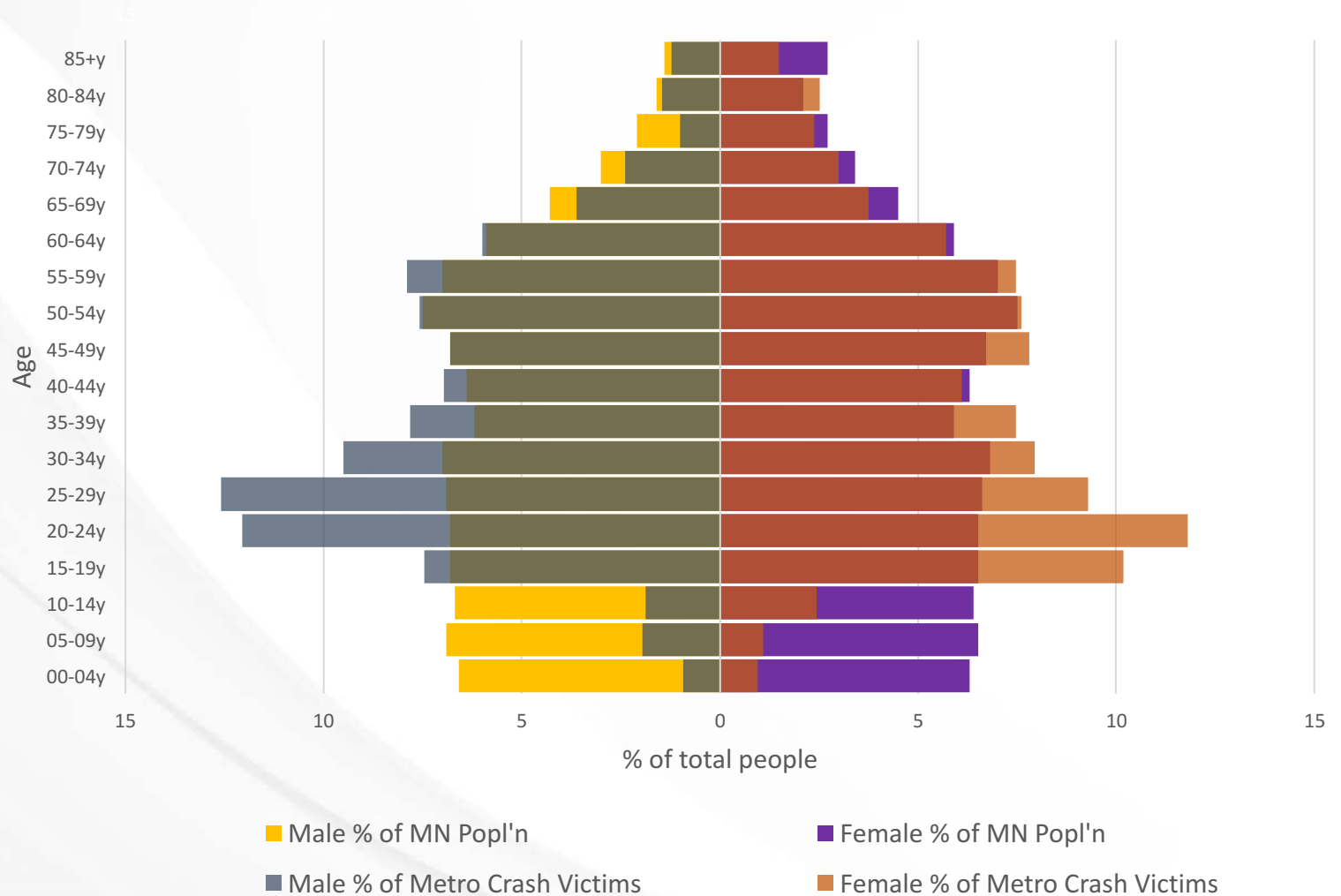
■ % Male ■ % Female

People Killed or Seriously Injured – Metro Region 2013-2017*



*2017 data are preliminary

MN Population and Metro Region Crash Victims, 2013-2017*



*2017 data are preliminary

Metro Minnesota Key Findings

- Compared to 2016, fatalities and serious injuries were down in 2017
- The “Big Four” remain a challenge
 - Impairment
 - Distraction
 - Seat belt use
 - Speed
- Teens and young adults continue to be overrepresented in crashes

Additional Resources

- **Minnesota Toward Zero Deaths**
 - www.MinnesotaTZD.org
- **Strategic Highway Safety Plan**
 - www.mndot.gov/TrafficEng/Safety/SHSP
- **Minnesota Crash Facts**
 - <https://dps.mn.gov/Divisions/OTS>

Break



Stop the Stop Arm Violations: A Look at School Bus Safety



Deric Swenson, Moorhead Police Department


The Problem



<https://www.youtube.com/watch?v=6E7gdmXm54c>


Stop Arm Violations Count

Vehicles ▾ Operations ▾ Energy & Environment ▾ Special Programs ▾ Security ▾ Non-School Bus ▾



NASDPTS

National Association of
State Directors
of Pupil Transportation Services



Conferences & Events
Members Login
Position Papers

- Home
- About Us
- Join NASDPTS
- Board of Directors
- State Directors
- Supplier Council
- State and National Assoc. Council (SNAC)
- Links
- Contact

National Stop Arm Violation Count

While school buses remain the safest way for students to get to and from school, students who ride in buses are most vulnerable when they are outside the bus in the "danger zone." In 2010, NASDPTS passed a resolution initiating the first national survey to determine the prevalence of illegal passing of school buses. Using that data as a starting point, NASDPTS encourages improved safety countermeasures at the state or national level. [Here](#) is the NASDPTS Resolution directing the effort.

2018 Survey Instructions

Annually, NASDPTS requests that each state choose a single day on which to have school bus operators (public and contracted) observe and report any instances of motorists illegally passing their school buses. It is recommended that the survey be conducted on a state-designated, representative school day from March 1 to May 31. State directors are encouraged to enlist assistance from their state associations as needed.

[Click HERE for 2018 Survey Methodology and Instructions](#)

Public Awareness and Training

The following video, captured from an on-board school bus camera in West Virginia, shows the seriousness of stop arm violations. Fortunately this one is categorized as a "near miss" rather than a fatality.

[Near Miss Video](#)

The following video was developed by WNCN in Raleigh, North Carolina, as a public service, in conjunction with the NC Department of Public Instruction:

[#Brake4Buses Public Service Announcement \(.MPG, 50 MB\)](#)

For Additional Information

Contact:

Minnesota Results



National Association
of State Directors
of Pupil Transportation Services

2017 Survey on Illegal Passing of School Buses--Summary Results

Name of Person Reporting	State	Survey Date	Number of Participating Bus Drivers	Illegal Passes Observed			Passed From		Passed On	
				AM	Mid-day	PM	Front	Rear	Left	Right
Chad Carpenter	AL	4/12/17	8,433	696		929	1,275	348	1,566	57
Anna P Borges	CA	5/2/17	3,593	9,816	1,185	10,820	9,454	12,367	21,821	0
Local Reporting	CO	Various	1,009	340	25	328	466	207	656	21
Gretchen Brumley	DC	5/10/17	496	270	21	171	240	222	462	0
Greg Tulowitzky	DE	5/3/17	1,353	419	23	425	445	422	851	16
Local Reporting	FL	Various	11,638	7,285	485	7,725	7,647	6,220	13,150	563
Pat Schofill	GA	4/26/17	12,229	3,737	67	4,141	5,341	2,604	7,772	173
James Kauil	HI	4/6/17	358	331	3	291	437	188	588	37
Max Christensen	IA	5/3/17	2,040	112	13	142	214	53	262	5
Local Reporting	ID	Various	523	137	17	156	185	125	309	2
Local Reporting	IL	Various	1,465	382	49	241	447	173	620	2
Michael LaRocco	IN	4/25/17	5,866	1,010	88	1,182	1,828	452	2,240	40
Keith Drelling	KS	4/19/17	2,527	310	39	342	515	176	672	19
Elisa Hanley	KY	4/26/17	1,264	115	18	171	215	89	290	14
Gabriel Rose	MD	4/26/17	5,537	1,661	161	1,562	2,313	1,071	3,269	115
ME Subtotal	ME	6/1/17	332	30	7	35	59	13	69	0
MI Subtotal	MI	5/10/17	1,474	369	10	454	610	226	828	11
Brian Reu	MN	4/19/17	3,659	327	6	370	590	113	686	17
Local Reporting	MO	Various	3,018	366	52	396	482	214	663	27
Donell Rosenthal	MT	5/24/17	524	46	4	61	88	16	101	1
Kevin Harrison	NC	3/22/17	13,155	1,423	49	1,702	2,160	1,014	3,075	99
Don M. Williams	ND	5/1/17	155	10	1	16	25	2	26	1
Local Reporting	NJ	5/25/17	2,391	742	69	817	1,223	343	1,481	68
Diana Hollander	NV	5/25/17	732	627	33	645	753	552	1,275	30
Lorenda Bayley	OR	4/18/17	2,487	780	39	877	1,418	263	1,646	33
Rebecca Rocha	TX	4/26/17	8,109	3,335	245	3,724	4,588	2,716	6,800	504
Local Reporting	VA	3/8/17	227	63	9	69	91	29	125	2
Glenn Gorton	WA	5/3/17	4,906	924	37	789	1,064	686	1,696	54
Local Reporting	WI	5/3/17	3,134	358	36	434	634	175	784	17
Sherry Sadler	WV	Various	2,508	81	3	183	244	23	263	4
David Koskelowski	WY	2/8/17	1,834	60	12	73				
Totals	30 States plus DC		106,976	36,162	2,806	39,271	45,051	31,102	74,046	1,932
				46.2%	3.6%	50.2%	59.2%	40.8%	97.5%	2.5%
						78,239				

August 4, 2017 --REV. 8-30-17

For complete information, visit <http://www.nasdppts.org/StopArm/index.html>

Fall Kick-Off



<http://www.nasdpts.org/StopArm/index.html>

Busted on the Bus

Moorhead Police release results of Busted by the Bus campaign



Posted: Sun 6:29 PM, Apr 15, 2018 | Updated: Sun 6:37 PM, Apr 15, 2018

The Next 15 Years... where can you go from here?



Bryan Dodds, director, MnDOT Metro Region Office of Operations & Maintenance;

Stephanie Malinoff, senior director of engagement and technical assistance, University of Minnesota, Center for Transportation Studies;

Annette Larson, Southwest/South Central TZD regional coordinator

The Next 15 Years... where can you go from here?

What does your crash data show?

What and where are the problem areas for your county?

5 minutes

The Next 15 Years... where can you go from here?

Is there a specific area you would like to focus on?

Is there a specific corridor you would like to focus efforts on?

What would you like to do?

10 minutes

The Next 15 Years... where can you go from here?

Now address the following questions to get this idea started in your community:

- What resources do we need?
- Who will be the key players?
- What's the timeline?
- How to organize?
- Can someone take the lead in this?
- Can multiple counties join together/collaborate?
- Any special events you can tie into or other organizational ties?

15 minutes

Losing “One of the Good Ones”

Officer Bill Mathews, Wayzata Police Department



Chief Michael Risvold, Wayzata Police Department
Shawn Mathews, wife of Officer Bill Mathews

Losing “One of the Good Ones”

Officer Bill Mathews, Wayzata Police Department

“Fire Marshall 851, I’ve got an emergency, I’ve got an officer down.”

Losing “One of the Good Ones”

Officer Bill Mathews, Wayzata Police Department

“Hennepin here, go ahead, you’re at Central and Hwy. 12, correct?”

“That’s correct.”

“7200 you copy? You’ve got an officer hit – Hwy. 12 and Central.”

Losing “One of the Good Ones”

Officer Bill Mathews, Wayzata Police Department



Losing “One of the Good Ones”

Officer Bill Mathews, Wayzata Police Department

“You never know how strong you are until being strong is your only choice.”

Lunch & Exhibits



KEEP
CALM
AND
EAT
LUNCH

Concurrent Sessions

Main Room

“Get Some Sleep – Just Not Behind the Wheel”

Breakout Room

“I Have the Need for Speed – Just not In Front of My House”



Get Some Sleep – Just Not Behind the Wheel



Dr. Paul Nystrom, Hennepin County Medical Center;
Lisa Kons, Traffic Safety Programs manager,
Minnesota Safety Council

Break



Concurrent Sessions

Main Room

“A Judicial Look
at Distracted Driving”



Breakout Room

“Let’s Get Social! Beyond the Basics”



A Judicial Look at Distracted Driving



**Judge Todd Schoffelman, Anoka County District Court
Sgt. Chris Byrnes, St. Paul Police Department**

How can you be involved in TZD?

- Stakeholder Breakfasts in person or online
- Annual Statewide Conference and Regional Workshops
- Regional TZD Steering Committee meetings, News Conferences & Special Events



- TZD Mailing list(s)
- ***Be a TZD Ambassador!***

2018 TZD Regional Workshops

April 5:

East Central – St. Cloud

April 12:

West Central – Moorhead

April 18:

Metro – Bloomington

May 2:

Southeast – Rochester

May 23:

Northwest – Thief River Falls

May 30:

Northeast – Grand Rapids



Toward Zero Deaths Statewide Conference



October 23-24, 2018 – Mankato

www.minnesotatzd.org

Minnesota TZD Strategic Goals

Goal 1: Pursue public support of traffic safety as a priority

Goal 2: Strengthen TZD as a priority for all units of government and traffic safety partnerships

Goal 3: Promote and implement effective traffic safety initiatives



TZD Goal for 2020:

- 300 or fewer traffic-related deaths
- 850 or fewer traffic-related serious injuries



Goal: Zero Deaths

