

Driver Assessment & Training

Kathy Woods Rakowczyk, OTR/L, CDRS, LDI
Courage Kenny Rehabilitation Institute
612-775-2829
Kathy.Rakowczyk@Allina.com

Why Community Mobility is Important

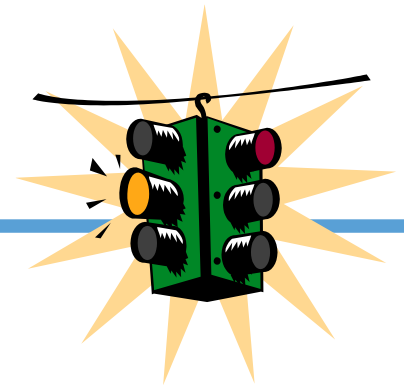
“Accessible transportation is a determining factor to a person’s quality of life.

Not only does accessibility determine employment opportunities, but it also allows **participation** in entertainment, politics and religious services; socializing and connection with people, and activities outside of the home.

Progress and innovation have brought new freedom to consumers on the road and take them to the places they want to go.”

From “Down the Road – A History of Automotive Success”
Mobility Management July/Aug 2005

Background Information



- 1978: Courage Center's program began
- 1995: Licensed as Commercial Driving School
- 1990's (mid): OT's joined Driver Assmt Program
- 2013: Courage Center merged with S. Kenny/Allina
- CKRI is one of a few driver assessment resources in MN
- In accordance with the provisions of Minn. Stat. 171.131, a physician is immune from liability as a result of reporting to DVS any physical or mental condition that significantly impairs a person's ability to operate safely a motor vehicle.



Diagnoses Seen for a Comprehensive Driver Assessment

- Well Elderly
- Parkinson's Disease
- Alzheimer's Disease / Dementia
- Stroke
- Visual infractions
- Congenital disabilities
- Mental health: depression, bipolar, anxiety...
- Diabetes: amputations
- General medical
- Developmental disabilities
- And more




Signs that Someone Should be Referred for a Driver Assessment

- Goes through stop signs or stoplights without stopping or proper visual observations
- Not yielding right of way
- Does not pay attention to other vehicles, pedestrians, bicyclists & road hazards
- Gets lost
- Dents in the car – accidents or fender benders

Signs Continued...

- Stopping inappropriately (i.e. at a green light)
- Drives too slow or too fast for the flow of traffic or weather conditions
- Does not stay in the correct driving lane
- Unsafe merging and/or lane changing
- Exhibits notable anxiety or fear
- Concerns for judgment/safety that occur outside of the vehicle/driving




What do Driver Assessments offer?

- **Uniquely educated and trained service providers:**
 - Occupational Therapists (OT)
 - Certified Driver Rehabilitation Specialists (CDRS)
 - Licensed Driving Instructors (LDI)
 - Other professional credentials may also qualify as service providers
- **Comprehensive evaluations of one's driving skills**
- **Variety of vehicle and adaptive equipment options:**
 - Low-tech Sedans (i.e. from no adaptations to handcontrols & left foot accelerators)*
 - Mid-tech Accessible Minivan* *(*available at CKRI)*
 - High-tech Accessible Vans
- **Individualized driving lessons:**
 - Client must have assessment before s/he may pursue lessons.
- **Multiple locations**

Comprehensive Driver Assessment: Clinical

- Medical history
- Driving history
- Medications
- Community living skills
- Physical status
- Vision
- Visual motor
- Reaction time
- Cognition
 - Divided attention
 - Judgment
 - Processing
 - Executive skills
 - Memory





Comprehensive Driver Assessment: Behind-the-Wheel

- Control of vehicle
- Turning
- Lane positioning
- Planning/ processing
- Identify potential risk situations
- Judgment
- Insight
- Ability to recall / apply feedback
- Speed control
- Signage
- Visual scanning and attention
- Management of distracters
- Ability to use adaptive equipment (when applicable)
- *Clients drive vehicles provided by CKRI*

Comprehensive Driver Assessment: Potential Outcomes

- Continue to drive
- Continue to drive with restrictions...
- Adaptive equipment
- Lessons
 - Must have an assessment prior to pursuing lessons
 - Driver rehabilitation specialist provides feedback
 - Evaluate client's ability to apply & maintain feedback
 - 1-2 hours / session
 - 1:1
- Need for more therapy
- No driving ... retirement from driving
 - Provide information on alternative transportation and community resources



Potential Funding Resources

- Private Pay
- Vocational Rehabilitation Service (VRS)
- VA
- MS Society
- County Programs (i.e. CADI Waiver)
- Workers Compensation
- AAA/AARP discount
- Cost Share
- Others



Driver Assessment vs. State Road Test vs. Traditional Driving School

- What is the difference?
- Why might choose one or the other?



Discussion & Questions

- How to start the conversation...
- Central Scheduling: How to schedule
 - Phone: 612-262-7855
 - Fax: 612-262-6728

As the service is private pay a doctor's referral is not required but welcomed.

Thank you!